



FERODO[®]

PAD DRAWINGS & BUYER'S GUIDE

FERODO[®]

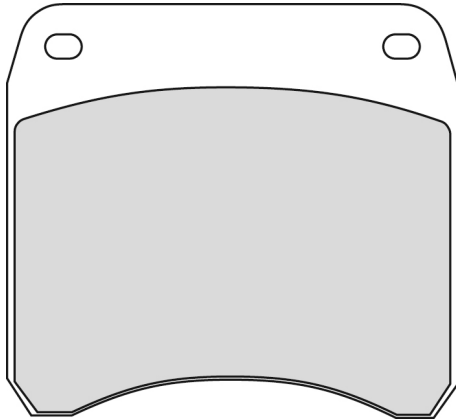
MOTORCYCLE

FRP213

59.5 x 54.4 x 10.2 mm

MATERIAL AVAILABILITY

| P | PRP | AG | EF | SG | ST | SM | CP1 | XRAC |
|---|-----|----|----|----|----|----|-----|------|
| ✓ | | | | | | | | |





Pinze / Calipers

Grimeca

2-Piston, Twin Pin: 1050/55


Kelgate

2 & 4-Piston

| | | CC | KW | FROM | TO | FRONT / REAR | | | CC | KW | FROM | TO | FRONT / REAR | | |
|---|----------|----------------------|-----|------|------|--------------|---|---|---|-----------------|------|------|--------------|------|---|
|  TRIUMPH | M | BONNEVILLE T 400 V E | 400 | | 1982 | 1984 | F |  M | BONNEVILLE 750 TWIN (Lockheed calipers) | 750 | | 1982 | 1984 | F | |
| | M | TRIDENT TI 500 V | 500 | | 1982 | 1984 | F | | M | TIGER 750 TR 7V | 750 | | 1976 | 1981 | F |
| | M | THUNDERBIRD 650 | 650 | | 1982 | 1984 | F | | | | | | | | |

| | | CC | KW | FROM | TO | FRONT / REAR | | | CC | KW | FROM | TO | FRONT / REAR |
|-----------------|---------------------------------------|-----|----|------|------|--------------|-------|---|-----|----|------|------|--------------|
| | M SUPER MOTARD 50 | 50 | | 2001 | | R | | S Blaster Iceblade 50 (2T/12" Wheels) | 50 | | 2010 | 2012 | R |
| | M GPR 80 CUP Criterium Derbi Malossi | 80 | | 2008 | | R | | S Blaster RS 12 50 (2T) | 50 | | 2010 | 2011 | F |
| | M GPR 125 / NUDE (Radial Caliper) | 125 | | 2004 | 2009 | R | | S Blaster RS 12 50 (2T) | 50 | | 2010 | 2011 | R |
| | M SENDA 125 R 4T | 125 | | 2005 | | R | | M ELYSEO 50 | 50 | | 1998 | 2002 | F |
| FANTIC | M TRIAL 50 .5 | 50 | | 1989 | | F | | M ELYSEO 50 | 50 | | 2003 | | F |
| | M TRIAL 50 .5 | 50 | | 1989 | | R | | M ELYSEO 50 | 50 | | 2003 | | R |
| | M TRIAL 50 .7 | 50 | | 1990 | | F | | M JET FORCE 50 | 50 | | 2003 | | F |
| | M TRIAL 50 .7 | 50 | | 1990 | | R | | M JET FORCE 50 | 50 | | 2003 | | R |
| | M TRIAL 50 .9 | 50 | | 1991 | | F | | S Jet C Tech 50 | 50 | | 2011 | 2012 | F |
| | M TRIAL 50 .9 | 50 | | 1991 | | R | | S Jet C Tech 50 | 50 | | 2011 | 2012 | R |
| | M TRIAL 125 .5 | 125 | | 1989 | | F | | S Jet Darkside 50 (2T) | 50 | | 2011 | | F |
| | M TRIAL 125 .5 | 125 | | 1989 | | R | | S Jet Darkside 50 (2T) | 50 | | 2011 | | R |
| | M TRIAL 125 .9 | 125 | | 1991 | | F | | S Jet H2i 50 (2T -Air Cooled) | 50 | | 2011 | 2012 | F |
| | M TRIAL 125 .9 | 125 | | 1991 | | R | | S Jet H2i 50 (2T-L/C) | 50 | | 2011 | 2012 | F |
| | M TRIAL 249 | 249 | | 1990 | | F | | S Jet H2i 50 (2T-L/C) | 50 | | 2011 | 2012 | R |
| | M TRIAL 249 | 249 | | 1990 | | R | | S Jet Iceblade 50 (2T) | 50 | | 2011 | | F |
| | M COACH 250 | 250 | | 1991 | | F | | S Jet Iceblade 50 (2T) | 50 | | 2011 | | R |
| | M K-ROO 250 | 250 | | 1991 | | F | | M LOOXOR 50 | 50 | | 2001 | | F |
| | M K-ROO 250 | 250 | | 1991 | | R | | S LooXoR 50 TSDI (Rear disc) | 50 | | 2006 | | F |
| | M TRIAL 305 | 305 | | 1989 | | F | | S LooXoR 50 TSDI (Rear disc) | 50 | | 2006 | | R |
| | M TRIAL 305 | 305 | | 1989 | | R | | S Ludix Blaster (10" Wheels) | 50 | | 2005 | 2009 | F |
| | M TRIAL 307 | 307 | | 1990 | 1991 | F | | S Ludix Acid | 50 | | 2006 | | F |
| | M TRIAL 307 | 307 | | 1990 | 1991 | R | | S Ludix Red Zone | 50 | | 2006 | | F |
| GARELLI | M SAHEL 50 | 50 | | 1991 | | R | | S Ludix Urban Track | 50 | | 2006 | 2007 | F |
| | M SAHEL 80 | 80 | | 1989 | | R | | S Ludix 2 Trend 50cc (2T/12? wheels) | 50 | | 2007 | 2012 | F |
| | M TRIAL 320 | 320 | | 1986 | | F | | S Ludix Pro (4T / 14" Wheels/AJP Caliper) | 50 | | 2011 | | F |
| GASGAS | M PAMPERA 250 | 250 | | 1996 | 2001 | F | | M SPEEDFIGHT 50 M (AJP caliper) | 50 | | 1997 | 1998 | F |
| | M PAMPERA 250 | 250 | | 1996 | 2001 | R | | M SPEEDFIGHT 50 (liquid cooled AJP caliper) | 50 | | 1998 | 2000 | F |
| | M TX 270 | 270 | | | 1998 | F | | M SPEEDFIGHT 50 (liquid cooled AJP caliper) | 50 | | 1998 | 2000 | R |
| | M TX 270 | 270 | | | 1998 | R | | M SQUAB 50 | 50 | | 1996 | 2001 | F |
| GILERA | M GSM 50 / H @ K 50 | 50 | | 2000 | 2003 | F | | S Streetzone 12 (50cc/2T) | 50 | | 2014 | | F |
| | M GSM 50 / H @ K 50 | 50 | | 2000 | 2003 | R | | S TRK 50 (2T/10? Wheels) | 50 | | 2009 | 2012 | F |
| | M RCR 50 | 50 | | 2005 | | F | | S TRK 50 12 (2T/12? Wheels) | 50 | | 2009 | 2012 | F |
| | M RCR 50 | 50 | | 2005 | | R | | M VIVACITY 50 . | 50 | | 1998 | 2003 | F |
| | M SMT 50 | 50 | | 2005 | | F | | S Vivacity 2 50 | 50 | | 2008 | 2011 | F |
| | M SMT 50 | 50 | | 2005 | | R | | M X FIGHT 50 M | 50 | | 2000 | | F |
| HUSQVARNA | M WRS 50 (SCOOTER) | 50 | | 1998 | 2000 | F | | M X FIGHT 50 (liquid cooled) | 50 | | 2000 | | F |
| ITALJET | M DRAGSTER 50 | 50 | | 1998 | 2003 | F | | M X FIGHT 50 (liquid cooled) | 50 | | 2000 | | R |
| | M DRAGSTER 50 | 50 | | 1998 | 2003 | R | | S XPS 50 Top Road (17? F/Wheel) | 50 | | 2010 | 2012 | R |
| | M FORMULA 50 | 50 | | 1997 | 2003 | F | | S XPS 50 Track (21? F/Wheel) | 50 | | 2011 | 2012 | R |
| | M FORMULA 50 | 50 | | 1997 | 2003 | R | | M XR 6 50 | 50 | | 2002 | | R |
| | M RG 50 | 50 | | 1998 | | F | | M ZENITH 50 | 50 | | 1996 | 2000 | F |
| | M TORPEDO 50 | 50 | | 1997 | | F | | M ELYSEO 100 | 100 | | 1998 | | F |
| | M DRAGSTER 125 | 125 | | 1999 | | F | | M ELYSEO 100 | 100 | | 1999 | 2002 | F |
| | M DRAGSTER 125 | 125 | | 2000 | 2003 | F | | M ELYSEO 100 | 100 | | 2003 | | F |
| | M DRAGSTER 125 | 125 | | 2000 | 2003 | R | | M ELYSEO 100 | 100 | | 2003 | | R |
| | M FORMULA 125 | 125 | | 1997 | 2003 | F | | M LOOXOR 100 | 100 | | 2001 | | F |
| | M FORMULA 125 | 125 | | 1997 | 2003 | R | | M LOOXOR 100 | 100 | | 2001 | | R |
| | M TORPEDO 125 | 125 | | 1999 | 2003 | F | | M TREKKER 100 | 100 | | 1998 | | F |
| | M TWIN 125 | 125 | | 1998 | 2000 | F | | M VIVACITY 100 . | 100 | | 1998 | | F |
| | M TWIN 125 | 125 | | 1998 | 2000 | R | | M X FIGHT 100 M | 100 | | 2000 | | F |
| | M DRAGSTER 180 | 180 | | 1999 | | F | | M X FIGHT 100 (liquid cooled) | 100 | | 2000 | | F |
| | M DRAGSTER 180 | 180 | | 2000 | 2003 | F | | M X FIGHT 100 (liquid cooled) | 100 | | 2000 | | R |
| | M DRAGSTER 180 | 180 | | 2000 | 2003 | R | | M ELYSEO 125 | 125 | | 1998 | 2000 | F |
| KTM | M SX 60 | 60 | | 1998 | 1999 | F | | M LOOXOR 125 / 150 | 125 | | 2003 | | R |
| | M SX 60 / 65 | 60 | | 2000 | 2001 | F | | M LUDIX 125 | 125 | | 2004 | | F |
| MACAL | M TR 50 TROPHY H2O | 50 | | 1999 | | F | | M SATELIS 125 | 125 | | 2006 | | R |
| MALAGUTI | M CR 1 50 CROSSER | 50 | | 1996 | | F | | S XP 125 Street Evo 2 | 125 | | 2005 | | R |
| | M DRAGON 50 NKD | 50 | | 2005 | | R | | S XPS 125 CT | 125 | | 2005 | 2007 | F |
| | M XSM 50 SUPERMOTARD | 50 | | 2003 | | R | | S XPS 125 CT | 125 | | 2005 | 2007 | R |
| | M XTM 50 / XSM 50 | 50 | | 2003 | | F | | M ELYSEO 150 | 150 | | 2000 | | F |
| | M XTM 50 / XSM 50 | 50 | | 2003 | | R | | M XPS 6 SUPERMOTARD | 600 | | 2003 | | R |
| | M X3M Motard 125 | 125 | | 2008 | | R | RIEJU | M MRX 50 CASTROL | 50 | | 2001 | 2002 | R |
| | M X3M Enduro 125 | 125 | | 2008 | | F | | M MRX 50 | 50 | | 2003 | 2008 | F |
| | M X3M Enduro 125 | 125 | | 2008 | | R | | M MRX 50 | 50 | | 2003 | 2008 | R |
| MONTESA | M EVASION 260 | 260 | | 1994 | | F | | M MRX 50 PRO / TOP | 50 | | 2004 | 2008 | R |
| | M EVASION 260 | 260 | | 1994 | | R | | M NKD 50 | 50 | | 2007 | | R |
| | M COTA 310 | 310 | | 1990 | | F | | M RR 50 THUNDERFIRE | 50 | | 1997 | 2002 | F |
| | M COTA 310 | 310 | | 1990 | | R | | M RR 50 THUNDERFIRE | 50 | | 1997 | 2002 | R |
| | M COTA 314 R | 314 | | 1994 | | F | | M RR 50 CASTROL | 50 | | 2000 | 2002 | R |
| | M COTA 315 R | 315 | | 1998 | | F | | M RR 50 SPORT | 50 | | 2003 | 2006 | F |
| | M COTA 335 | 335 | | 1987 | | F | | M RR 50 SPORT | 50 | | 2003 | 2006 | R |
| | M COTA 335 | 335 | | 1987 | | R | | M RS1 50 | 50 | | 1997 | 2000 | F |
| MONTESA (HONDA) | M MH 311 260 | 260 | | 1992 | 1993 | F | | M RS1 50 | 50 | | 1997 | 2000 | R |
| | M MH 314 R | 314 | | 1994 | 1997 | F | | M RS1 50 | 50 | | 2001 | 2004 | R |
| | M MH 315 R | 315 | | 1997 | 2000 | F | | M RS2 MATRIX 50 (AJP) | 50 | | 2002 | 2008 | R |
| MOTORHISPANIA | M MX 50 FURIA | 50 | | 2000 | | F | | M RS2 NKD | 50 | | 2005 | | R |
| | M MX 50 FURIA | 50 | | 2000 | | R | | M RS2 50 PRO (AJP) | 50 | | 2006 | 2008 | F |
| | M RX 50 RACING | 50 | | 2000 | | R | | M RS2 50 PRO (AJP) | 50 | | 2006 | 2008 | R |
| PEUGEOT | S Blaster Iceblade 50 (2T/12" Wheels) | 50 | | 2010 | 2012 | F | | M RS2 50 | 50 | | 2009 | | R |

For CROSS REFERENCES see pages 7000

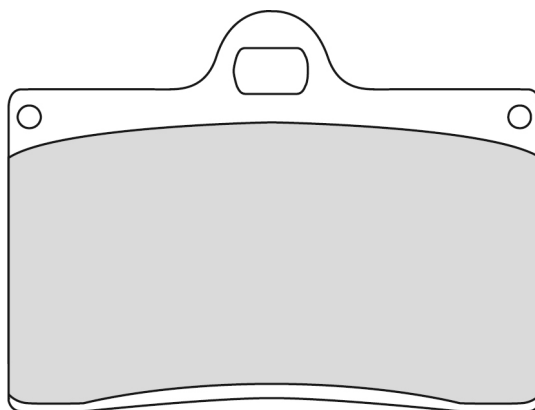
|  | | | | | |  | | | | | | | | |
|--|-----------------------|-----|----|------|------|--|--------|---|-------------------------|-----|------|------|--------------|---|
| | | CC | KW | FROM | TO | FRONT / REAR | | | CC | KW | FROM | TO | FRONT / REAR | |
| M | SMX 50 | 50 | | 2002 | | F | SIMSON | M | SR 50 XC/XCE | 50 | | | F | |
| M | SMX 50 | 50 | | 2002 | | R | | M | SR 50 /1 GAMMA | 50 | | 1994 | F | |
| M | SMX 50 PRO | 50 | | 2004 | | R | | M | SR 50 GAMMA E | 50 | | 1994 | F | |
| M | SPIKE 50 | 50 | | 2004 | | F | | M | SR 80 XCE | 80 | | | F | |
| M | SPIKE 50 | 50 | | 2004 | | R | | M | SR 80 /1 GAMMA | 80 | | 1994 | F | |
| M | SPIKE 50 MOTARD | 50 | | 2004 | | R | SUZUKI | M | AY 50 WR KATANA | 50 | | 1998 | F | |
| M | TANGO 50 / TANGOO! 50 | 50 | | 2007 | | R | | M | AY 50 W KATANA | 50 | | 1998 | F | |
| M | TANGO 50 Motard | 50 | | 2009 | | R | | M | DR 50 BIG | 50 | | 1989 | F | |
| M | MRX 125 | 125 | | 2002 | 2008 | R | | M | RMX 50 | 50 | | 2000 | 2001 | F |
| M | NKD 125 | 125 | | 2006 | 2007 | R | | M | RMX 50 | 50 | | 2000 | 2001 | R |
| M | RS2 125 (AJP) | 125 | | 2006 | 2008 | R | | M | SMX 50 SUPER MOTARD | 50 | | 2000 | 2003 | F |
| M | RS2 125 / PRO | 125 | | 2009 | | R | | M | SMX 50 SUPER MOTARD | 50 | | 2000 | 2003 | R |
| M | RS3 125 | 125 | | 2009 | | R | | M | UF 50 ESTILETE | 50 | | 2000 | 2002 | F |
| M | SMX 125 | 125 | | 2002 | 2007 | R | | M | UX 50 ZILLION | 50 | | 1998 | 2002 | F |
| M | SMX 125 / Street | 125 | | 2007 | | R | YAMAHA | M | DT 50 R | 50 | | 2002 | 2007 | R |
| M | TANGO 125 / PRO | 125 | | 2006 | 2010 | R | | M | TZR 50 /Race Replica 07 | 50 | | 2004 | | R |
| M | TANGO 250 | 250 | | 2008 | 2011 | R | | M | TY 250 R | 250 | | 1991 | 1993 | F |

FRP408

70.0 x 51.0 x 8.3 mm

MATERIAL AVAILABILITY

| P | PRP | AG | EF | SG | ST | SM | CP1 | XRAC |
|---|-----|----|----|----|----|----|-----|------|
| ✓ | ✓ | | | | ✓ | | ✓ | ✓ |



Pinze / Calipers

BREMBO

4-Piston; 8mm pad (P3034)

FD (Discacciati)

4-Piston

RevTech® / Custom Chrome

RevTech / CCI 4 Pot (CCI #18475)

WILWOOD

4-Piston (GP300/310)



|  | | | | | |  | | | | | | | | | |
|---|---|---------------------|-----|------|------|---|---|--------|----|--------------------------------------|------|----|--------------|------|---|
| | | CC | KW | FROM | TO | FRONT / REAR | | | CC | KW | FROM | TO | FRONT / REAR | | |
| APRILIA | M | RS 250 | 250 | | 1995 | 1996 | F | | M | MANTRA 900 | 900 | | 1997 | F | |
| | M | RS 250 | 250 | | 1997 | | F | | M | DB 2 SR 904 | 904 | | 1994 | 2000 | F |
| ATK (USA) | M | 500 Dirt Track | 500 | | 1998 | 1999 | F | | M | DB 4 904 | 904 | | 1998 | 1999 | F |
| BETA | M | JONATHAN 125 | 125 | | 1999 | 2001 | F | | M | TESI 906 1D | 906 | | 1991 | | F |
| | M | JONATHAN 125 | 125 | | 2002 | 2005 | F | | M | YB 10 1000 BIPOSTO | 1000 | | 1992 | | F |
| | M | EURO 350 | 350 | | 1999 | 2001 | F | | M | YB 11 1000 | 1000 | | 1997 | | F |
| | M | EURO 350 | 350 | | 2002 | | F | | M | YB 6 1000 | 1000 | | 1989 | | F |
| | M | EURO / JONATHAN 350 | 350 | | 2003 | 2006 | F | | M | YB 8 1000 E.I. FURANO | 1000 | | 1990 | | F |
| BIMOTA | M | YB 7 400 | 400 | | 1989 | | F | | M | YB 8 1000 E | 1000 | | 1990 | | F |
| | M | V DUE 500 | 500 | | 1997 | | F | | M | YB 8 FURANO 1000 | 1000 | | 1992 | | F |
| | M | BELLARIA 600 SPORT | 600 | | 1991 | | F | | M | YB 10 DIECI 1002 | 1002 | | 1991 | | F |
| | M | YB 9 600 SRI | 600 | | 1997 | | F | | M | SB 6 1100 | 1100 | | 1997 | | F |
| | M | SUPERMONO 650 | 650 | | 1997 | | F | CAGIVA | M | MITO 125 | 125 | | 1993 | | F |
| | M | SB 7 750 | 750 | | 1996 | | F | | M | MITO 2 125 PRODUCTION RACER / Trofeo | 125 | | 1994 | | F |
| | M | YB 4 750 | 750 | | 1989 | | F | | M | MITO 525SP | 125 | | 2007 | | F |
| | M | TESI 851 1D | 851 | | 1991 | | F | | M | PLANET 125 | 125 | | 1998 | | F |
| | M | DB 1 - 2 900 | 900 | | 1992 | | F | | M | RAPTOR 125 | 125 | | 2003 | | F |

For CROSS REFERENCES see pages 7000

M = MOTORCYCLE
S = SCOOTER
A = ATV
Sn = SNOWMOBILE

FERODO
MOTORCYCLE PADS
Updated on 17th Oct 2017

4003

| | | CC | KW | FROM | TO | FRONT / REAR | | | CC | KW | FROM | TO | FRONT / REAR |
|--|--|-----|----|------|------|--------------|---|--|---------------------------|------|------|------|--------------|
|  | | | | | | | |  | | | | | |
| | M RIVER 600 | 600 | | 1994 | | F | | KTM | M LC2 STING 125 | 125 | | 1998 | F |
| DUCATI | M 502 SINGLE | 50 | | 1993 | 1999 | F | | | M THE DUKE 400 | 400 | | 1994 | 1998 F |
| | M 502 SUPERMONO | 50 | | 1993 | 1999 | F | | | M THE DUKE 620 | 620 | | 1994 | 1998 F |
| | M 400 MONSTER | 400 | | 1995 | 1997 | F | | LAVERDA | M 650 (all models) | 650 | | 1995 | 1996 F |
| | M SS 400 JUNIOR | 400 | | 1992 | | F | | | M LYNX 650 | 650 | | 2000 | F |
| | M SS 400 NUDA | 400 | | 1992 | | F | | | M GHOST - DIAMANTE 668 | 668 | | 1997 | 1998 F |
| | M 550 SUPERMONO | 550 | | 1993 | 1999 | F | | | M CUP 750 | 750 | | 1998 | F |
| | M 600 SUPERSPORT CARENATA | 600 | | 1994 | 1999 | F | | | M DIAMANTE 750 | 750 | | 1997 | F |
| | M 600 SUPERSPORT NUDA | 600 | | 1994 | 1999 | F | | | M 750 S (all models) | 750 | | 1999 | F |
| | M M 600 MONSTER | 600 | | 1993 | 1999 | F | | | M TTS 800 | 800 | | 1999 | F |
| | M 748 BIPOSTO | 748 | | 1995 | 1997 | F | | | M JOTA 1000 | 1000 | | 1995 | F |
| | M 750 ENDURANCE | 750 | | 1987 | | F | | MOTO GUZZI | M CALIFORNIA 1000 EV | 1000 | | 1999 | 2001 F |
| | M 750 LAGUNA SECA | 750 | | 1987 | | F | | | M CENTAURO 1000 | 1000 | | 1996 | 1999 F |
| | M 750 SUPERSPORT | 750 | | 1992 | 1997 | F | | | M DAYTONA 1000 | 1000 | | 1991 | 1994 F |
| | M M 750 MONSTER | 750 | | 1996 | 1999 | F | | | M DAYTONA 1000 | 1000 | | 1995 | 1998 F |
| | M SS 750 NUDA | 750 | | 1992 | 1998 | F | | | M CALIFORNIA 1100 | 1100 | | 1997 | 2001 F |
| | M SS 750 CARENATA | 750 | | 1993 | 1998 | F | | | M CENTAURO 1100 V11 SPORT | 1100 | | 1999 | 2000 F |
| | M 851 all models | 851 | | 1988 | 1992 | F | | | M SPORT 1100 | 1100 | | 1994 | 1999 F |
| | M 888 all models | 888 | | 1992 | 1995 | F | | MZ | M SKORPION REPLICA | 660 | | 1995 | F |
| | M 900 all models | 900 | | 1992 | 1998 | F | | NORTON | M FORMULA 1 | 588 | | 1989 | 1991 F |
| | M 900 I.E. PASO | 900 | | 1992 | 1998 | F | | | M FORMULA 1 SPORT | 588 | | 1992 | F |
| | M 900 SUPERMONO DESMO 4 | 900 | | 1993 | 1995 | F | | | M FORMULA 1 SPORT | 588 | | 1992 | R |
| | M M 900 MONSTER | 900 | | 1993 | 1999 | F | | TM | M SMR 125 (2T) | 125 | | 2005 | 2014 F |
| | M 916 STRADA / SENNA / SP / SPS | 916 | | 1994 | 1997 | F | | | M SM 250 | 250 | | 2002 | F |
| GASGAS | M FSE 450 SM | 450 | | 2003 | | F | | | M SME 250 (4T) | 250 | | 2004 | F |
| GILERA | M SATURNO 500 PIUMA | 500 | | 1990 | | F | | | M SMM 250 (2T) | 250 | | 2005 | 2014 F |
| HONDA | M TSR 250 | 250 | | 1999 | | F | | | M SMR 250 (2T) | 250 | | 2005 | 2014 F |
| HUSABERG | M FE 600 SUPERMOTARD | 600 | | 2000 | 2007 | F | | | M SMM 300 (2T) | 300 | | 2005 | 2014 F |
| HUSQVARNA | M SM 450 R | 450 | | 2003 | 2006 | F | | | M SMR 300 (2T) | 300 | | 2005 | 2014 F |
| | M SM 510 R | 510 | | 2005 | 2005 | F | | | M SM 400 | 400 | | 2002 | 2003 F |
| | M SM 570 R | 570 | | | 2004 | F | | | M SME 400 (4T) | 400 | | 2004 | F |
| | M SMR 630 | 630 | | | 2006 | F | | | M SMR 450 FES | 450 | | 2005 | 2009 F |
| INDIAN | M Bomber (Brembo Calipers) | | | | 2010 | 2011 | F | | M 530 (4T) Cross | 530 | | 2002 | 2003 F |
| | M Chief Blackhawk (Brembo calipers) | | | | | 2011 | F | | M SM 530 | 530 | | 2002 | 2003 F |
| | M Chief Blackhawk Dark (Brembo calipers) | | | | | 2011 | F | | M SME 530 (4T) | 530 | | 2004 | F |
| | M Chief Deluxe (Brembo calipers) | | | | | 2009 | F | | M SMR 530 F ES | 530 | | 2005 | 2009 F |
| | M Chief Standard (Brembo calipers) | | | | 2009 | 2011 | F | | M SMX 660 F | 660 | | | 2004 F |
| | M Chief Roadmaster (Brembo calipers) | | | | 2009 | 2011 | F | YAMAHA | M TZR 125 (Italia) | 125 | | 1991 | F |
| | M Chief Vintage (Brembo calipers) | | | | 2009 | 2013 | F | | M TZR 125 RED ROCKET | 125 | | 1993 | F |
| | M Chief Classic (Brembo calipers) | | | | 2011 | 2013 | F | | M TZR 250 R | 250 | | 1994 | F |
| | M Dark Horse (Brembo calipers) | | | | 2010 | 2013 | F | | M SZR 660 | 660 | | 1996 | 1997 F |
| ITALJET | M GRIFON 900 | 900 | | 2001 | | F | | | | | | | |

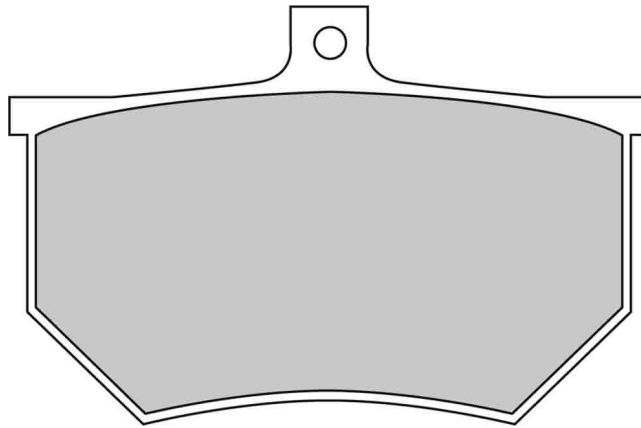
For CROSS REFERENCES see pages 7000

FRP410

84.0 x 54.0 x 8.0 mm

MATERIAL AVAILABILITY

| P | PRP | AG | EF | SG | ST | SM | CP1 | XRAC |
|---|-----|----|----|----|----|----|-----|------|
| ✓ | | | | | | | | |



Pinze / Calipers

AP RACING

CP2044 (4 Piston) early w/ tabs
 CP3086 (4 Piston) radial narrow-band
 CP4485 (4 Piston)

Lockheed

4-Piston, 8mm

Spondon

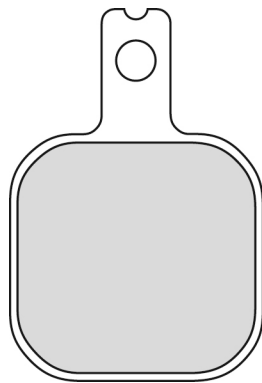
Spondon 4 Piston (w/ lugs removed)

FRP415

33.6 x 49.7 x 7.0 mm

MATERIAL AVAILABILITY

| P | PRP | AG | EF | SG | ST | SM | CP1 | XRAC |
|---|-----|----|----|----|----|----|-----|------|
| ✓ | | | | | | | | |



Pinze / Calipers

FLORIDA Caliper

6-Piston (Harrison)

HARRISON Billet

4 Piston new style
 6 Piston new style
 MINI 6 (6-Piston) **

ISR

6-Piston, Large **

For CROSS REFERENCES see pages 7000

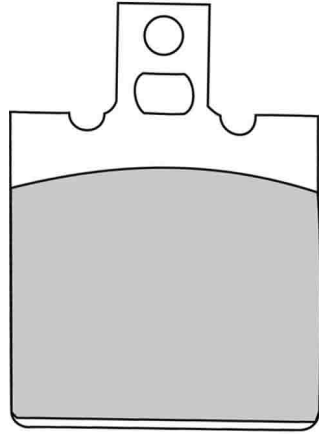
M = MOTORCYCLE
 S = SCOOTER
 A = ATV
 Sn = SNOWMOBILE

FRP416

40.0 x 56.6 x 9.3 mm

MATERIAL AVAILABILITY

| P | PRP | AG | EF | SG | ST | SM | CP1 | XRAC |
|---|-----|----|----|----|----|----|-----|------|
| ✓ | | | | | | | | |





Pinze / Calipers

ISR

2-Piston (22-027)

4-Piston (22-025) *

| | | CC | KW | FROM | TO | FRONT / REAR | | | CC | KW | FROM | TO | FRONT / REAR | | | |
|---|--------------|----|-----------------|------|----|--------------|------|---|---|----|---------------------|-----|--------------|------|------|---|
|  | HONDA | M | CRM 125 (Italy) | 125 | | 1990 | 1999 | R |  | M | NSR 125 F RAIDEN | 125 | | 1994 | 1996 | R |
| | | M | NSR 125 FI | 125 | | 1991 | 1993 | R | HONDA-HM ITALIA | M | NSR 125 R | 125 | | 1989 | | R |
| | | M | NSR 125 R | 125 | | 1991 | 2001 | R | RIEJU | M | MARATHON 450 Motard | 450 | | 2010 | | F |



FDB88

44.5 x 55.5 x 9.4 mm

MATERIAL AVAILABILITY

| P | PRP | AG | EF | SG | ST | SM | CP1 | XRAC |
|---|-----|----|----|----|----|----|-----|------|
| ✓ | | | | | | | | |

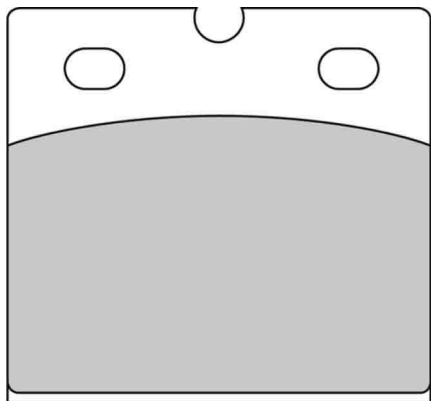


| | | CC | KW | FROM | TO | FRONT / REAR | | | CC | KW | FROM | TO | FRONT / REAR | | | |
|---|---------------|----|----------|------|----|--------------|------|---|---|----|----------|-----|--------------|------|------|---|
|  | NORTON | M | COMMANDO | 750 | | 1975 | 1975 | F |  | M | COMMANDO | 750 | | 1975 | 1975 | R |

For CROSS REFERENCES see pages 7000

FDB108

56.0 x 55.0 x 9.0 mm





| MATERIAL AVAILABILITY | | | | | | | | |
|-----------------------|-----|----|----|----|----|----|-----|------|
| P | PRP | AG | EF | SG | ST | SM | CP1 | XRAC |
| ✓ | | | ✓ | | ✓ | | ✓ | |

| ALSO AVAILABLE | | |
|----------------|--------|-------|
| SHAPE | TH. MM | NOTES |
| FDB148 | 7.6 | |

Pinze / Calipers

BREMBO

2-Piston (F08/P108)

| | | CC | KW | FROM | TO | FRONT / REAR | | | CC | KW | FROM | TO | FRONT / REAR |
|---|----------------|-----------------------------|------|------|------|--------------|---|----------------------------|------|----|------|------|--------------|
|  | APRILIA | M AF1 250 REPLICA | 250 | | 1990 | R |  | M K 100 1000 RT | 1000 | | 1983 | 1988 | F |
| | BENELLI | M 350 SPORT | 350 | | 1978 | R | M K 100 1000 RT | 1000 | | | 1983 | 1988 | R |
| | | M 350 SPORT II | 350 | | 1978 | R | M K 100 1000 RT | 1000 | | | 1988 | 1989 | F |
| | | M 350 T | 350 | | 1978 | R | M K 100 1000 RT | 1000 | | | 1988 | 1989 | R |
| | | M 500 | 500 | | 1978 | R | M R 100 1000 RS - RT - CS | 1000 | | | 1981 | 1988 | F |
| | | M 500 LS | 500 | | 1978 | R | M R 100 1000 RS - RT - CS | 1000 | | | 1981 | 1988 | R |
| | | M 650 | 650 | | 1982 | R | M R 100 1000 all models | 1000 | | | 1981 | 1989 | F |
| | | M 650 SPORT | 650 | | 1978 | R | M R 100 1000 all models | 1000 | | | 1981 | 1989 | R |
| | | M 650 T | 650 | | 1978 | R | M R 100 1000 RT | 1000 | | | 1991 | 1995 | F |
| | | M 750 SEI | 750 | | 1976 | F | M R 1100 RS (ABS) | 1100 | | | 1994 | 2001 | R |
| | | M 900 SEI | 900 | | 1978 | F | M K 1200 GT | 1200 | | | 2003 | 2007 | R |
| | BIMOTA | M BELLARIA 600 SPORT | 600 | | 1991 | R | M K 1200 RS | 1200 | | | 1997 | 2001 | R |
| | | M TESI 851 1D | 851 | | 1991 | R | M K 1200 RS | 1200 | | | 2002 | | R |
| | | M TESI 906 1D | 906 | | 1991 | R | DUCATI | M 650 DESMO | 650 | | 1987 | | F |
| | | M 1000 all models ->1988 | 1000 | | 1998 | F | M 750 SUPERSPORT | 750 | | | 1976 | 1991 | F |
| | | M 1000 all models ->1988 | 1000 | | 1998 | R | M 750 SUPERSPORT | 750 | | | 1976 | 1991 | R |
| | | M SB 3 1000 | 1000 | | 1983 | F | M 750 F1 DESMO | 750 | | | 1986 | | F |
| | | M SB 3 1000 | 1000 | | 1983 | R | M 750 ENDURANCE | 750 | | | 1987 | | R |
| | | M YB 10 DIECI 1002 | 1002 | | 1991 | R | M 750 LAGUNA SECA | 750 | | | 1987 | | R |
| | BMW | M R 45 450 | 450 | | 1978 | F | M 750 PASO | 750 | | | 1987 | | F |
| | | M R 45 450 | 450 | | 1981 | F | M 750 PASO | 750 | | | 1987 | | R |
| | | M R 65 650 | 650 | | 1980 | F | M 750 SPORT | 750 | | | 1989 | 2000 | F |
| | | M R 65 650 LS | 650 | | 1981 | F | M 750 SPORT | 750 | | | 1989 | 2000 | R |
| | | M R 65 650 | 650 | | 1981 | F | M 860 GT | 860 | | | 1974 | 1976 | F |
| | | M R 65 650 | 650 | | 1981 | R | M 860 GT | 860 | | | 1974 | 1976 | R |
| | | M R 65 650 LS | 650 | | 1981 | F | M 860 GTS | 860 | 65 | | 1975 | 1976 | F |
| | | M R 65 650 GS | 650 | | 1987 | F | M 860 GTS | 860 | 65 | | 1975 | 1976 | R |
| | | M R 65 650 | 650 | | 1989 | F | M 906 PASO | 906 | | | 1989 | 1990 | F |
| | | M K 75 750 | 750 | | 1984 | F | M 906 PASO | 906 | | | 1989 | 1990 | R |
| | | M K 75 750 S | 750 | | 1985 | F | M 1000 all models | 1000 | | | 1984 | | F |
| | | M K 75 750 S | 750 | | 1985 | R | M 1000 all models | 1000 | | | 1984 | | R |
| | | M K 75 750 S | 750 | | 1988 | F | INDIAN | M Bomber (Brembo Calipers) | | | 2010 | 2011 | R |
| | | M K 75 750 S | 750 | | 1988 | R | M Chief Blackhawk (Brembo calipers) | | | | | 2011 | R |
| | | M K 75 750 | 750 | | 1990 | R | M Chief Blackhawk Dark (Brembo calipers) | | | | | 2011 | R |
| | | M K 75 750 (ABS caliper) | 750 | | 1991 | R | M Chief Deluxe (Brembo calipers) | | | | | 2009 | R |
| | | M K 75 750 RT | 750 | | 1991 | R | M Chief Standard (Brembo calipers) | | | | 2009 | 2011 | R |
| | | M K 75 750 RT | 750 | | 1994 | R | M Chief Roadmaster (Brembo calipers) | | | | 2009 | 2011 | R |
| | | M R 80 800 GS / PARIS-DAKAR | 800 | | 1981 | F | M Chief Vintage (Brembo calipers) | | | | 2009 | 2013 | R |
| | | M R 80 800 all models | 800 | | 1982 | F | M Chief Classic (Brembo calipers) | | | | 2011 | 2013 | R |
| | | M R 80 800 all models | 800 | | 1985 | F | M Dark Horse (Brembo calipers) | | | | 2010 | 2013 | R |
| | | M R 850 R ROADSTER | 850 | | 1995 | F | LAVERDA | M SFC 500 | 500 | | 1977 | | F |
| | | M K 1 1000 | 1000 | | 1989 | R | M SFC 500 | 500 | | | 1977 | | R |
| | | M K 100 1000 all models | 1000 | | 1988 | F | M SFC 1000 | 1000 | | | 1986 | | F |
| | | M K 100 1000 all models | 1000 | | 1988 | R | M SFC 1000 | 1000 | | | 1986 | | R |
| | | M K 100 1000 LT | 1000 | | 1987 | F | MOTO GUZZI | M NTX 350 | 350 | | 1990 | | R |
| | | M K 100 1000 LT | 1000 | | 1987 | R | M V 35 350 GT | 350 | | | 1990 | | F |
| | | M K 100 1000 LT | 1000 | | 1988 | R | M NTX 650 | 650 | | | 1990 | | R |
| | | M K 100 1000 RS | 1000 | | 1983 | F | M V 65 650 GT | 650 | | | 1990 | | F |
| | | M K 100 1000 RS | 1000 | | 1983 | R | M NTX 750 | 750 | | | 1990 | | R |
| | | M K 100 1000 RS | 1000 | | 1988 | R | M S 750 | 750 | | | 1974 | 1975 | F |
| | | M K 100 1000 RS 16 VALVES | 1000 | | 1990 | R | M S3 750 | 750 | | | 1975 | 1976 | F |

For CROSS REFERENCES see pages 7000

M = MOTORCYCLE
S = SCOOTER
A = ATV
Sn = SNOWMOBILE

| | | CC | KW | FROM | TO | FRONT / REAR |
|--|-------------------------|------|----|------|------|--------------|
| | M S3 750 | 750 | | 1975 | 1976 | R |
| | M CALIFORNIA 850 T3 | 850 | | 1975 | 1980 | F |
| | M CALIFORNIA 850 T3 | 850 | | 1975 | 1980 | R |
| | M T5 850 | 850 | | 1984 | | F |
| | M T5 850 | 850 | | 1984 | | R |
| | M CALIFORNIA 1000 II | 1000 | | 1981 | 1990 | F |
| | M CALIFORNIA 1000 II | 1000 | | 1981 | 1990 | R |
| | M CALIFORNIA 1000 III C | 1000 | | 1991 | 1998 | F |
| | M CALIFORNIA 1000 III C | 1000 | | 1991 | 1998 | R |
| | M DAYTONA 1000 | 1000 | | 1991 | 1994 | R |
| | M DAYTONA 1000 | 1000 | | 1995 | 1998 | R |
| | M GT V 1000 | 1000 | | 1991 | | F |
| | M GT V 1000 | 1000 | | 1991 | | R |
| | M LE MANS 1000 | 1000 | | 1984 | 1993 | F |
| | M LE MANS 1000 | 1000 | | 1984 | 1993 | R |
| | M LE MANS - V 1000 | 1000 | | 1990 | | F |
| | M LE MANS - V 1000 | 1000 | | 1990 | | R |
| | M SP 1000 | 1000 | | 1978 | 1983 | F |

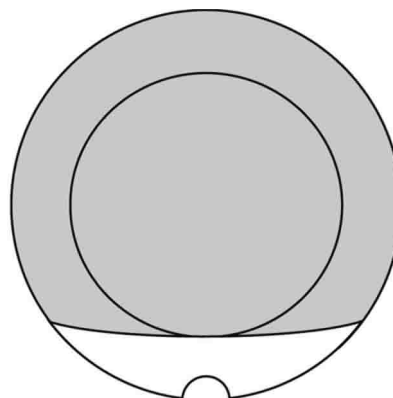
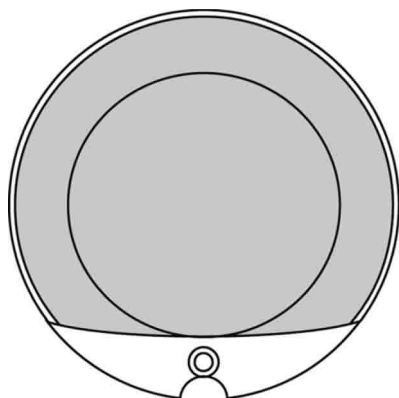
| | | CC | KW | FROM | TO | FRONT / REAR |
|--|-----------------------|------|----|------|------|--------------|
| | M SP 1000 II | 1000 | | 1984 | | F |
| | M SP 1000 II | 1000 | | 1984 | | R |
| | M SP III 1000 | 1000 | | 1991 | | F |
| | M SP III 1000 | 1000 | | 1991 | | R |
| | M CALIFORNIA 1100 | 1100 | | 1994 | 1997 | F |
| | M CALIFORNIA 1100 | 1100 | | 1994 | 1997 | R |
| | MZ | | | | | |
| | M ETZ 125 | 125 | | 1982 | 1992 | F |
| | M SAXON 125 | 125 | | 1993 | 1997 | F |
| | M ETZ 150 | 150 | | 1982 | 1992 | F |
| | M SAXON 150 | 150 | | 1995 | | F |
| | M FUN 251 | 251 | | 1995 | 1996 | F |
| | M ETZ 301 | 301 | | 1990 | 1992 | F |
| | M SAXON 500 | 500 | | 1993 | 1998 | F |
| | NORTON | | | | | |
| | M INTERPOL 2 (ROTARY) | 588 | | 1983 | | F |
| | M INTERPOL 2 (ROTARY) | 588 | | 1983 | | R |
| | SWM | | | | | |
| | M XP 350 SAHARA | 350 | | 1983 | | F |
| | ZUNDAPP | | | | | |
| | M KS 125 | 125 | | 1982 | | F |
| | M KS 175 | 175 | | 1982 | | F |

FDB119

51.9 x 51.9 x 12.8 mm / 51.9 x 51.9 x 19.7 mm

MATERIAL AVAILABILITY

| P | PRP | AG | EF | SG | ST | SM | CP1 | XRAC |
|---|-----|----|----|----|----|----|-----|------|
| ✓ | | | | | | | | |



| | | CC | KW | FROM | TO | FRONT / REAR |
|-------|-----------------------|-----|----|------|------|--------------|
| HONDA | M CB 250 G5 | 250 | | 1974 | 1976 | F |
| | M CJ 250 I | 250 | | 1977 | | F |
| | M CJ 360 T all models | 360 | | 1978 | | F |
| | M CB 400 F - F1 - F2 | 400 | | 1975 | 1979 | F |
| | M CB 500 K1 - K2 - T | 500 | | 1975 | 1977 | F |

| | | CC | KW | FROM | TO | FRONT / REAR |
|--|----------------------|-----|----|------|------|--------------|
| | M CB 550 F - F1 - F2 | 550 | | 1978 | | F |
| | M CB 550 K3 | 550 | | 1978 | | F |
| | M CB 750 F - F1 | 750 | | 1976 | 1978 | F |
| | M CB 750 K7 - K8 | 750 | | 1978 | | F |

For CROSS REFERENCES see pages 7000

4008

FERODO
MOTORCYCLE PADS
Updated on 17th Oct 2017

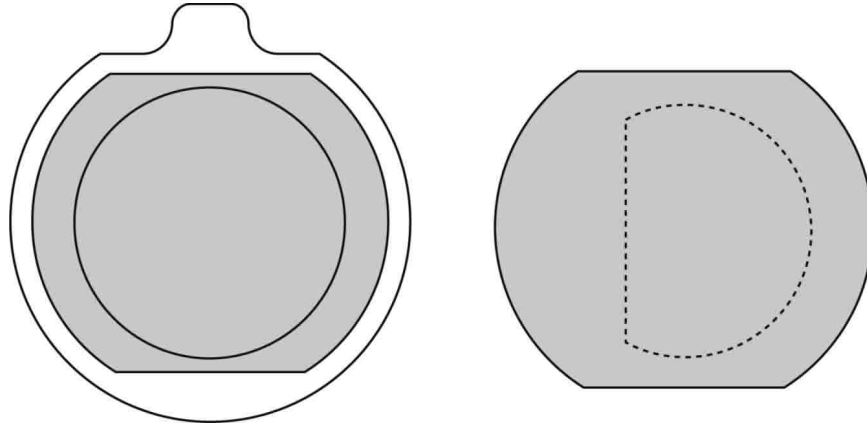
M = MOTORCYCLE
S = SCOOTER
A = ATV
Sn = SNOWMOBILE



FDB132

52.0 x 54.0 x 12.3 mm / 50.0 x 41.0 x 12.3 mm

MATERIAL AVAILABILITY

| P | PRP | AG | EF | SG | ST | SM | CP1 | XRAC |
|---|-----|----|----|----|----|----|-----|------|
| ✓ | | | | | | | | |



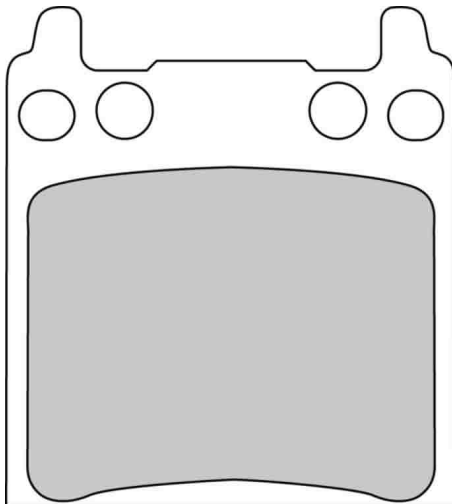
| | | CC | KW | FROM | TO | FRONT / REAR | | | CC | KW | FROM | TO | FRONT / REAR | |
|---|-----------------|---------------------|-----|------|------|--------------|---|---|----------------------------|------|------|------|--------------|---|
|  | KAWASAKI | M KH 250 B1 - S | 250 | | 1977 | 1982 | F |  | M Z 650 C1 - C2 - C3 | 650 | | 1976 | 1977 | F |
| | | M Z 250 A1 - A2 | 250 | | 1978 | 1980 | F | | M Z 650 D2 - D3 | 650 | | 1978 | 1981 | F |
| | | M KH 400 A3-5 | 400 | | 1976 | 1981 | F | | M Z 650 F1 | 650 | | 1979 | 1980 | F |
| | | M Z 400 G1 | 400 | | 1979 | | F | | M Z 650 SR | 650 | | 1978 | 1981 | F |
| | | M Z 400 J1 LTD | 400 | | 1980 | 1981 | F | | M Z 750 B1 - B2 | 750 | | 1977 | 1978 | F |
| | | M Z 440 A2 - C1 | 440 | | 1979 | 1982 | F | | M Z 750 B1 - B2 | 750 | | 1977 | 1978 | R |
| | | M Z 440 D2 - D4 LTD | 440 | | 1979 | 1982 | F | | M Z 750 D1 | 750 | | 1976 | 1978 | F |
| | | M KH 500 A8 | 500 | | 1976 | | F | | M Z 750 D1 | 750 | | 1976 | 1978 | R |
| | | M Z 500 A1 - A3 | 500 | | 1979 | 1980 | F | | M KZ 900 B1 | 900 | | 1976 | 1977 | F |
| | | M Z 500 B1 - B3 | 500 | | 1979 | 1980 | F | | M Z 900 A 4 | 900 | | 1977 | 1978 | F |
| | | M A1 550 LTD | 550 | | 1980 | | F | | M KZ 1000 B1/B2 LTD | 1000 | | 1977 | 1978 | F |
| | | M Z 550 A1 | 550 | | 1980 | | F | | M Z 1000 A1 - A4 - H1 - H2 | 1000 | | 1974 | 1978 | F |
| | | M Z 650 B1 - B3 | 650 | | 1979 | 1981 | F | | | | | | | |

FDB134

58.0 x 63.0 x 10.4 mm

MATERIAL AVAILABILITY

| P | PRP | AG | EF | SG | ST | SM | CP1 | XRAC |
|---|-----|----|----|----|----|----|-----|------|
| ✓ | | | | | | | | |



Pinze / Calipers

Performance Machine

162x2 2-Piston

For CROSS REFERENCES see pages 7000

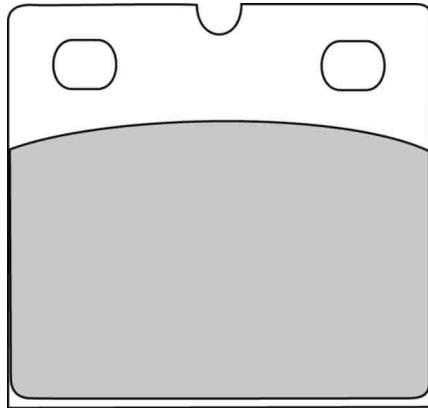
M = MOTORCYCLE
S = SCOOTER
A = ATV
Sn = SNOWMOBILE

| | | CC | KW | FROM | TO | FRONT / REAR |
|-------|---|--------------------|------|------|------|--------------|
| HONDA | M | CB 750 F - F1 | 750 | | 1976 | 1978 R |
| | M | GL 1000 K1 - 2 - 3 | 1000 | | 1977 | 1979 R |

| | | CC | KW | FROM | TO | FRONT / REAR |
|---|------------|------|----|------|------|--------------|
| M | GL 1000 KZ | 1000 | | 1977 | 1979 | R |

FDB148

56.0 x 55.0 x 7.6 mm



| MATERIAL AVAILABILITY | | | | | | | | |
|-----------------------|-----|----|----|----|----|----|-----|------|
| P | PRP | AG | EF | SG | ST | SM | CP1 | XRAC |
| ✓ | | | | | ✓ | | | |

| ALSO AVAILABLE | | |
|----------------|--------|-------|
| SHAPE | TH. MM | NOTES |
| FDB108 | 9.0 | |

Pinze / Calipers

BREMBO

2-Piston (F08/P108)

| | | CC | KW | FROM | TO | FRONT / REAR |
|---------|---------------|--------------------|------|------|------|--------------|
| DUCATI | M | 250 DESMO | 250 | | 1977 | F |
| | M | 350 DESMO | 350 | | 1977 | F |
| | M | 600 SL | 600 | | 1976 | F |
| | M | 600 SL | 600 | | 1976 | R |
| | M | 600 TL PANTAH | 600 | | 1976 | F |
| | M | 600 TL PANTAH | 600 | | 1976 | R |
| LAVERDA | M | SF3 750 | 750 | | 1977 | F |
| | M | SF3 750 | 750 | | 1977 | R |
| | M | RGA 1000 | 1000 | | | F |
| | M | RGA 1000 | 1000 | | | R |
| | M | RGA 1000 JOTA | 1000 | | | F |
| | M | RGA 1000 JOTA | 1000 | | | R |
| | M | RGS 1000 EXECUTIVE | 1000 | | | F |
| | M | RGS 1000 EXECUTIVE | 1000 | | | R |
| | M | RGS 1000 CORSA | 1000 | | | F |
| | M | RGS 1000 CORSA | 1000 | | | R |
| M | RGS 1000 JOTA | 1000 | | 1977 | F | |

| | | CC | KW | FROM | TO | FRONT / REAR |
|------------|---|--------------------------------------|------|------|------|--------------|
| MOTO GUZZI | M | RGS 1000 JOTA | 1000 | | 1977 | R |
| | M | T.T. 1200 | 1200 | | 1976 | F |
| MOTO GUZZI | M | T.T. 1200 | 1200 | | 1976 | R |
| | M | LE MANS 850 | 850 | | 1976 | F |
| | M | LE MANS 850 | 850 | | 1976 | R |
| | M | T 850 | 850 | | 1974 | 1975 F |
| | M | T3 850 | 850 | | 1975 | 1979 F |
| | M | T3 850 | 850 | | 1975 | 1979 R |
| | M | T4 850 | 850 | | 1980 | 1983 F |
| | M | T4 850 | 850 | | 1980 | 1983 R |
| | M | V 1000 1000 I CONVERT | 1000 | | 1975 | F |
| | M | V 1000 1000 I CONVERT | 1000 | | 1975 | R |
| MOTO GUZZI | M | V 1000 1000 G5 | 1000 | | 1978 | F |
| | M | V 1000 1000 G5 | 1000 | | 1978 | R |
| MZ | M | ETZ 250 | 250 | | 1982 | 1992 F |
| TRIUMPH | M | BONNEVILLE 750 TWIN (Brems calipers) | 750 | | 1985 | 1986 F |
| | M | BONNEVILLE 750 TWIN (Brems calipers) | 750 | | 1985 | 1986 R |

For CROSS REFERENCES see pages 7000

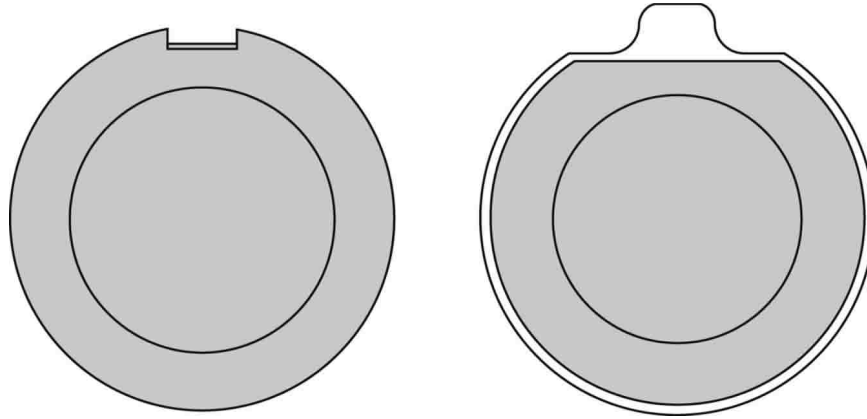
4010

FDB150

50.0 x 53.0 x 12.4 mm / 50.0 x 50.0 x 10.5 mm

MATERIAL AVAILABILITY

| P | PRP | AG | EF | SG | ST | SM | CP1 | XRAC |
|---|-----|----|----|----|----|----|-----|------|
| ✓ | | | | | | | | |



| | | CC | KW | FROM | TO | FRONT / REAR |
|--|-----------------------|-----|----|------|------|--------------|
| | M GS 400 B - C | 400 | | 1977 | 1978 | F |
| | M GS 425 EN | 425 | | 1978 | 1980 | F |
| | M GS 750 B | 750 | | 1976 | 1976 | F |
| | M GS 750 DB | 750 | | 1977 | 1980 | F |

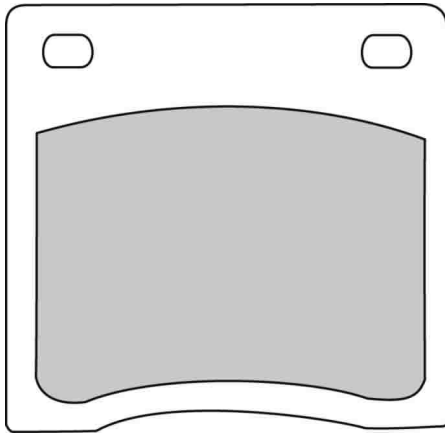
| | | CC | KW | FROM | TO | FRONT / REAR |
|--|--------------------|-----|----|------|------|--------------|
| | M GS 750 DL | 750 | | 1977 | 1980 | F |
| | M GS 750 EC | 750 | | 1977 | 1980 | F |
| | M GS 750 EN | 750 | | 1977 | 1980 | F |

FDB151

58.0 x 53.0 x 9.0 mm

MATERIAL AVAILABILITY

| P | PRP | AG | EF | SG | ST | SM | CP1 | XRAC |
|---|-----|----|----|----|----|----|-----|------|
| ✓ | ✓ | | | | ✓ | | | |



Pinze / Calipers

GMA

A Series (2-Piston)

| | | CC | KW | FROM | TO | FRONT / REAR |
|--|--------------------------------------|------|----|------|------|--------------|
| | M Z 500 A1 - A3 | 500 | | 1979 | 1980 | R |
| | M Z 500 B1 - B3 | 500 | | 1979 | 1980 | R |
| | M Z 1000 A1 - A4 - H1 - H2 | 1000 | | 1974 | 1978 | R |
| | M Z 1000 E1 - E2 - SHAFT - ST | 1000 | | 1979 | 1981 | R |
| | M Z 1300 | 1300 | | 1979 | 1983 | R |
| | M ZG 1300 DF1 | 1300 | | 1984 | 1986 | R |

| | | CC | KW | FROM | TO | FRONT / REAR |
|--|------------------------------------|------|----|------|------|--------------|
| | M GS 850 GN - GT - GX | 850 | | 1979 | 1981 | R |
| | M GS 850 GZ - GE - GG | 850 | | 1982 | 1985 | R |
| | M GS 1000 EC - EN - HC - SN | 1000 | | 1978 | 1979 | R |
| | M GS 1000 ET | 1000 | | 1980 | 1981 | R |
| | M GSX 1000 S KATANA | 1000 | | 1982 | | R |
| | M GV 1200 GL MADURA | 1200 | | 1985 | 1986 | R |

For CROSS REFERENCES see pages 7000

M = MOTORCYCLE
S = SCOOTER
A = ATV
Sn = SNOWMOBILE

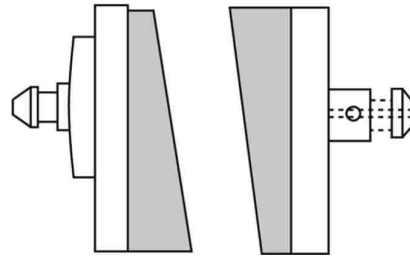
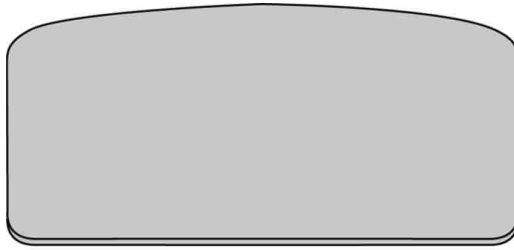
FDB155

71.6 x 34.0 x 13.5 mm

Minimum thickness 8 mm

MATERIAL AVAILABILITY

| P | PRP | AG | EF | SG | ST | SM | CP1 | XRAC |
|---|-----|----|----|----|----|----|-----|------|
| ✓ | | | | | | | | |



| | | CC | KW | FROM | TO | FRONT / REAR |
|-----|-----------------------|-----|----|------|------|--------------|
| BMW | M R 60/7 600 | 600 | | 1976 | 1978 | F |
| | M R 75/6 750 | 750 | | 1975 | 1979 | F |
| | M R 80 800 all models | 800 | | 1977 | 1981 | F |

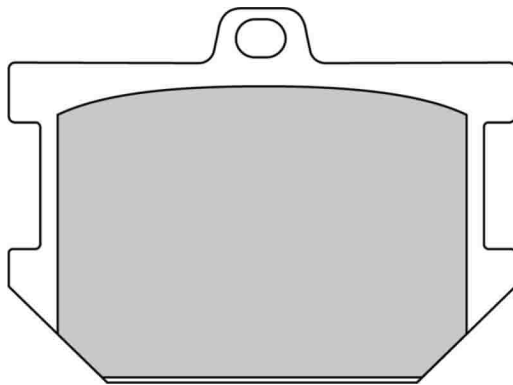
| | | CC | KW | FROM | TO | FRONT / REAR |
|-----|-------------------------|------|----|------|------|--------------|
| BMW | M R 90 900 S | 900 | | 1973 | 1976 | F |
| | M R 90/6 900 | 900 | | 1973 | 1976 | F |
| | M R 100 1000 all models | 1000 | | | 1981 | F |

FDB177

67.5 x 49.8 x 11.0 mm

MATERIAL AVAILABILITY

| P | PRP | AG | EF | SG | ST | SM | CP1 | XRAC |
|---|-----|----|----|----|----|----|-----|------|
| ✓ | | | | | | | | |



| | | CC | KW | FROM | TO | FRONT / REAR |
|--------|----------------|-----|----|------|------|--------------|
| YAMAHA | M XS 250 | 250 | | 1978 | 1978 | F |
| | M XS 250 | 250 | | 1978 | 1978 | R |
| | M XS 250 D - E | 250 | | 1979 | 1981 | F |
| | M XS 360 C | 360 | | 1976 | | F |
| | M XS 360 C | 360 | | 1976 | | R |
| | M SR 400 | 400 | | 1977 | 1984 | F |
| | M SR 400 | 400 | | 1977 | 1984 | R |
| | M XS 400 | 400 | | 1979 | 1979 | F |
| | M SR 500 | 500 | | 1978 | 1982 | F |
| | M XS 500 C | 500 | | 1976 | 1979 | F |
| | M XS 500 C | 500 | | 1976 | 1979 | R |
| | M KJ 650 | 650 | | 1980 | | F |
| | M XS 650 | 650 | | 1977 | 1981 | F |

| | | CC | KW | FROM | TO | FRONT / REAR |
|--------|------------------|------|----|------|------|--------------|
| YAMAHA | M XS 650 SE | 650 | | 1979 | 1980 | F |
| | M XS 650 SE | 650 | | 1979 | 1980 | R |
| | M XS 650 SE | 650 | | 1981 | | F |
| | M XS 750 | 750 | | 1977 | 1979 | F |
| | M XS 750 | 750 | | 1977 | 1979 | R |
| | M XS 750 SE - SG | 750 | | 1979 | 1980 | R |
| | M XS 850 | 850 | | | 1980 | F |
| | M XS 850 | 850 | | | 1980 | R |
| | M XS 850 | 850 | | 1980 | 1982 | R |
| | M XV 1000 TR 1 | 1000 | | 1981 | | F |
| | M XS 1100 | 1100 | | 1978 | 1980 | F |
| | M XS 1100 | 1100 | | 1978 | 1980 | R |
| | M XS 1100 S | 1100 | | 1981 | | R |

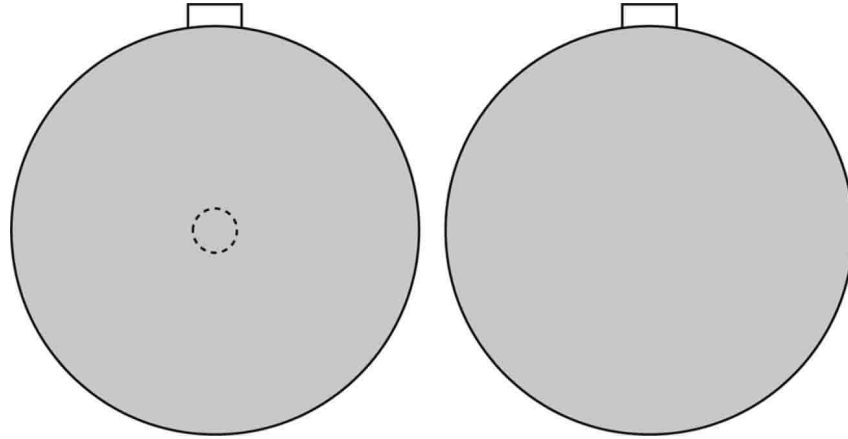
For CROSS REFERENCES see pages 7000

FDB178

50.0 x 53.4 x 12.2 mm / 50.0 x 53.5 x 11.7 mm

MATERIAL AVAILABILITY

| P | PRP | AG | EF | SG | ST | SM | CP1 | XRAC |
|---|-----|----|----|----|----|----|-----|------|
| ✓ | | | | | | | | |



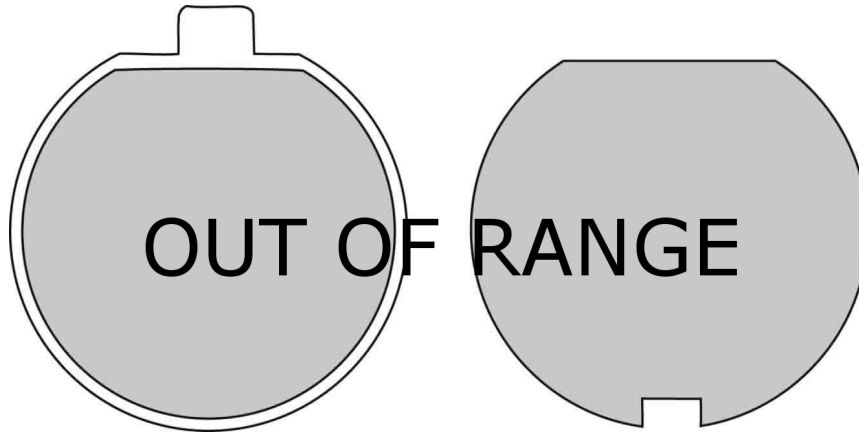
| | | CC | KW | FROM | TO | FRONT / REAR | | | CC | KW | FROM | TO | FRONT / REAR |
|--------|-----------------------|-----|----|------|------|--------------|-----------------------------|-----------------------|-----|------|------|------|--------------|
| SUZUKI | M GT 200 EN - EX | 200 | | 1979 | 1982 | F | | M RE 500 5 A - M | 500 | | 1975 | 1977 | F |
| | M GT 200 X 5 | 200 | | 1979 | 1982 | F | | M GS 550 B - C - D | 550 | | 1977 | 1978 | F |
| | M GT 250 EN - ET - EX | 250 | | 1978 | | F | | M GS 550 EC - EN | 550 | | 1978 | 1979 | F |
| | M GT 250 X7 | 250 | | 1978 | | F | | M GS 850 GN - GT - GX | 850 | | 1979 | 1981 | F |
| | M GS 500 EK - EL | 500 | | 1981 | 1988 | F | M GS 1000 EC - EN - HC - SN | 1000 | | 1978 | 1979 | F | |

FDB181

51.3 x 54.7 x 12.4 mm / 49.9 x 44.5 x 12.5 mm

MATERIAL AVAILABILITY

| P | PRP | AG | EF | SG | ST | SM | CP1 | XRAC |
|---|-----|----|----|----|----|----|-----|------|
| ✗ | | | | | | | | |



For CROSS REFERENCES see pages 7000

M = MOTORCYCLE
S = SCOOTER
A = ATV
Sn = SNOWMOBILE

FERODO
MOTORCYCLE PADS
Updated on 17th Oct 2017

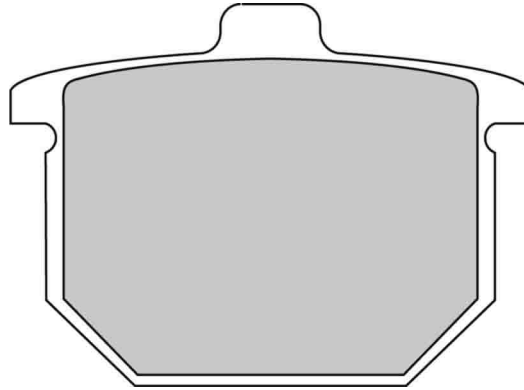
4013



FDB182

67.5 x 49.4 x 9.5 mm

MATERIAL AVAILABILITY

| P | PRP | AG | EF | SG | ST | SM | CP1 | XRAC |
|---|-----|----|----|----|----|----|-----|------|
| ✓ | | | | | | | | |



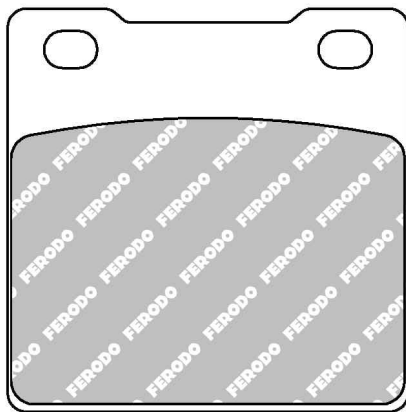
| FRONT / RÉAR | | | | | | FRONT / RÉAR | | | | | | | | | | |
|---|--------------|----|--------------------|------|----|--------------|------|----|---|------|----------------------|------|--|------|------|---|
| | | CC | KW | FROM | TO | | | CC | KW | FROM | TO | | | | | |
|  | HONDA | M | CB 400 N - NA - NB | 400 | | 1978 | 1982 | F |  | M | CB 750 FZ | 750 | | 1979 | | R |
| | | M | CM 400 AA | 400 | | 1978 | 1981 | F | | M | CB 750 FA - FB - F2C | 750 | | 1980 | | F |
| | | M | CM 400 AB-TA | 400 | | 1978 | 1981 | F | | M | CB 900 F - FZ - FA | 900 | | 1979 | 1981 | F |
| | | M | CM 400 A | 400 | | 1978 | 1981 | F | | M | CB 900 F - FZ - FA | 900 | | 1979 | 1981 | R |
| | | M | CM 400 TZ | 400 | | 1978 | | F | | M | CBX 1000 | 1000 | | 1977 | 1980 | F |
| | | M | CM 400 T | 400 | | 1978 | 1981 | F | | M | CBX 1000 | 1000 | | 1977 | 1980 | R |
| | | M | CM 400 TC | 400 | | 1978 | 1981 | F | | M | GL 1000 | 1000 | | 1981 | | F |
| | | M | CM 400 TB | 400 | | 1978 | | F | | M | GL 1000 | 1000 | | 1981 | | R |
| | | M | CX 500 CA - CB | 500 | | 1979 | 1981 | F | | M | GL 1000 K1 - 2 - 3 | 1000 | | 1977 | 1979 | F |
| | | M | CB 750 F2 - F3 | 750 | | 1977 | | F | | M | GL 1000 KZ | 1000 | | 1977 | 1979 | F |
| | | M | CB 750 F2 - F3 | 750 | | 1977 | | R | | M | GL 1100 | 1100 | | 1980 | 1981 | F |
| | | M | CB 750 FZ | 750 | | 1979 | | F | | M | GL 1100 | 1100 | | 1980 | 1981 | R |



FDB183

52.7 x 53.1 x 9.7 mm

MATERIAL AVAILABILITY

| P | PRP | AG | EF | SG | ST | SM | CP1 | XRAC |
|---|-----|----|----|----|----|----|-----|------|
| ✓ | | | | | | | | |



| FRONT / RÉAR | | | | | | FRONT / RÉAR | | | | | | | | | | |
|---|--------------|----|-----------------|------|----|--------------|------|----|---|------|--------------|-----|--|------|------|---|
| | | CC | KW | FROM | TO | | | CC | KW | FROM | TO | | | | | |
|  | HONDA | M | CB 250 T | 250 | | 1978 | 1982 | F |  | M | CB 450 N | 450 | | 1985 | | F |
| | | M | CB 250 N | 250 | | 1978 | 1982 | F | | M | CB 650 A - Z | 650 | | 1979 | 1981 | F |
| | | M | CB 250 RS | 250 | | 1981 | 1984 | F | | M | CB 650 B | 650 | | 1979 | 1981 | F |
| | | M | CM 250 TB | 250 | | 1981 | | F | | M | CB 750 KZ | 750 | | 1980 | | F |
| | | M | CB 400 A - HAWK | 400 | | 1978 | | F | | | | | | | | |

For CROSS REFERENCES see pages 7000

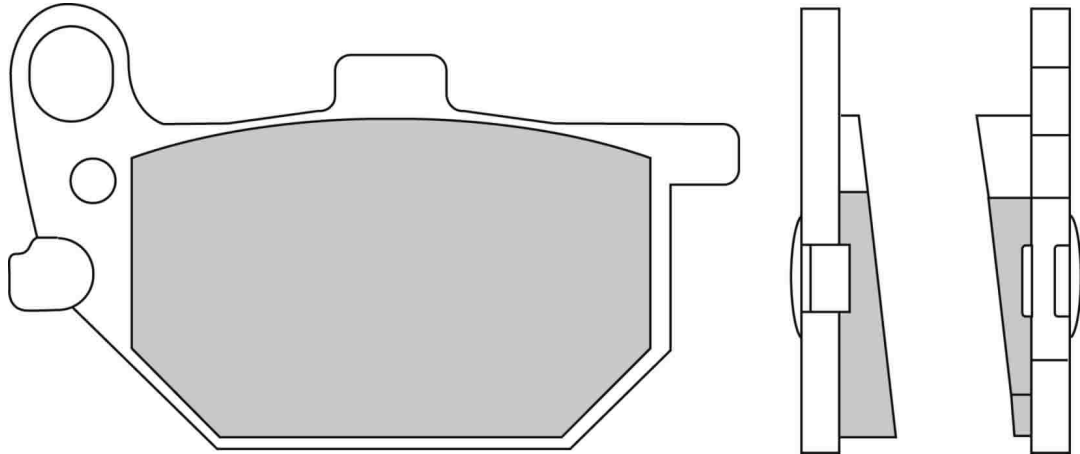
FDB184

95.0 x 57.1 x 12.0 mm

Minimum thickness 7,5 mm

MATERIAL AVAILABILITY

| P | PRP | AG | EF | SG | ST | SM | CP1 | XRAC |
|---|-----|----|----|----|----|----|-----|------|
| ✓ | | | | | | | | |



| | | CC | KW | FROM | TO | FRONT REAR |
|---|------------------------|-----|----|------|------|---------------|
| | YAMAHA | | | | | |
| M | RD 250 E - F | 250 | | 1978 | 1979 | F |
| M | RD 250 E - F | 250 | | 1978 | 1979 | R |
| M | XS 250 SE - SF SPECIAL | 250 | | 1979 | 1981 | F |
| M | RD 400 E - F | 400 | | 1978 | | F |

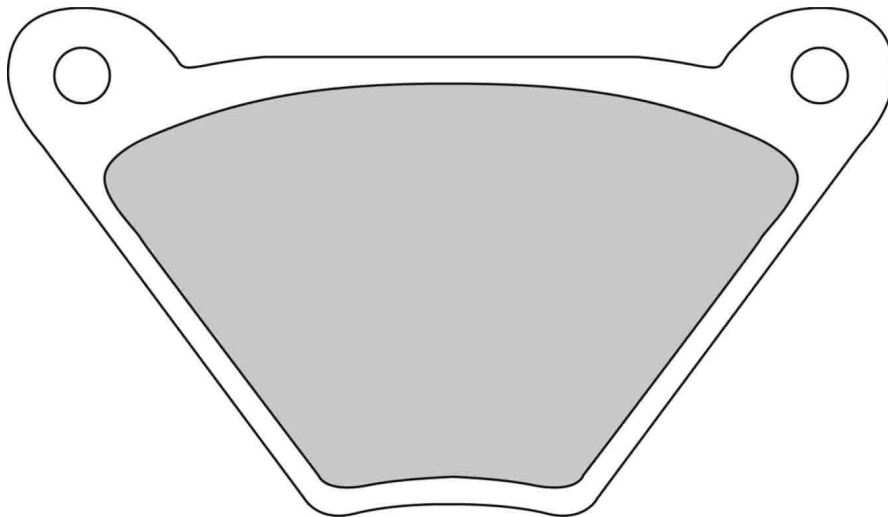
| | | CC | KW | FROM | TO | FRONT REAR |
|---|--------------|-----|----|------|------|---------------|
| | | | | | | |
| M | RD 400 E - F | 400 | | 1978 | | R |
| M | XS 400 SE | 400 | | 1980 | 1981 | F |
| M | XS 850 | 850 | | 1980 | 1982 | F |

FDB185

114.0 x 65.2 x 7.4 mm

MATERIAL AVAILABILITY

| P | PRP | AG | EF | SG | ST | SM | CP1 | XRAC |
|---|-----|----|----|----|----|----|-----|------|
| ✓ | ✓ | | | | | | | |



| | | CC | KW | FROM | TO | FRONT REAR |
|---|----------------------------------|------|----|------|------|---------------|
| | HARLEY DAVIDSON | | | | | |
| M | FL / FLH Electra Glide (4-speed) | 1340 | | 1972 | | F |
| M | FL / FLH Electra Glide (4-speed) | 1340 | | 1973 | 1980 | F |
| M | FL / FLH Electra Glide (4-speed) | 1340 | | 1973 | 1980 | R |
| M | FL / FLH Electra Glide (4-speed) | 1340 | | 1981 | 1984 | F |
| M | FLHS Electra Glide Sport | 1340 | | 1977 | | F |
| M | FLHS Electra Glide Sport | 1340 | | 1977 | | R |
| M | FX Super Glide | 1340 | | 1973 | | F |
| M | FX Super Glide | 1340 | | 1973 | | R |
| M | FX Super Glide | 1340 | | 1974 | 1977 | R |

| | | CC | KW | FROM | TO | FRONT REAR |
|---|------------------|------|----|------|------|---------------|
| | | | | | | |
| M | FX Super Glide | 1340 | | 1978 | 1981 | R |
| M | FXB Sturgis Belt | 1340 | | 1977 | 1981 | R |
| M | FXE Super Glide | 1340 | | 1973 | | F |
| M | FXE Super Glide | 1340 | | 1973 | | R |
| M | FXE Super Glide | 1340 | | 1974 | 1977 | R |
| M | FXE Super Glide | 1340 | | 1978 | 1981 | R |
| M | FXEF Super Glide | 1340 | | 1978 | 1981 | R |
| M | FXS Sturgis | 1340 | | 1977 | 1981 | R |
| M | FXWG Wide Glide | 1340 | | 1980 | 1981 | R |

For CROSS REFERENCES see pages 7000

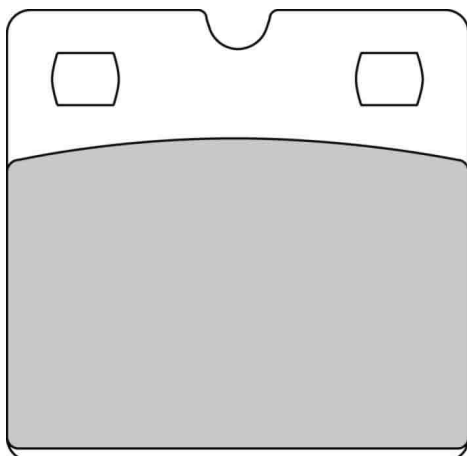
M = MOTORCYCLE
S = SCOOTER
A = ATV
Sn = SNOWMOBILE

FDB204

60.0 x 59.0 x 9.0 mm

MATERIAL AVAILABILITY

| P | PRP | AG | EF | SG | ST | SM | CP1 | XRAC |
|---|-----|----|----|----|----|----|-----|------|
| ✓ | | | | | | | | |



Pinze / Calipers

BREMBO

2-Piston/Large (F09)

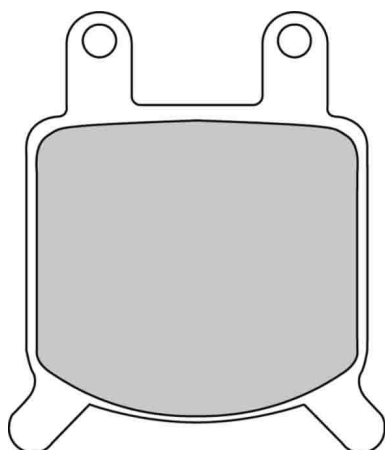
| | | CC | KW | FROM | TO | FRONT / REAR | | | CC | KW | FROM | TO | FRONT / REAR | | | |
|--|---------|----|-------------|------|----|--------------|------|---|------------|---------------------------|-----------------------------|------|--------------|------|------|---|
| | APRILIA | M | ST 125 | 125 | | 1987 | F | | M | K 75 750 S | 750 | | 1994 | 2000 | R | |
| | | M | STX 125 | 125 | | 1986 | F | | M | R 80 800 GS / PARIS-DAKAR | 800 | | 1987 | 1995 | F | |
| | BENELLI | M | 900 SEI | 900 | | 1978 | R | | M | R 80 RT | 800 | | 1990 | 1994 | F | |
| | BMW | M | R 65 650 GS | 650 | | 1989 | 1992 | F | | M | R 100 1000 GS / PARIS-DAKAR | 1000 | | 1987 | 1994 | F |
| | | M | K 75 750 S | 750 | | 1994 | 2000 | F | MOTO GUZZI | M | SP 1000 | 1000 | | 1978 | 1983 | R |

FDB205

49.0 x 58.5 x 7.0 mm

MATERIAL AVAILABILITY

| P | PRP | AG | EF | SG | ST | SM | CP1 | XRAC |
|---|-----|----|----|----|----|----|-----|------|
| ✓ | | | | | | | | |



Pinze / Calipers

GMA

B Series (2-Piston)

Grimeca


2-Piston, medium (four tab, 1010)


Jaybrake

2 & 4* Piston, large

For CROSS REFERENCES see pages 7000

4016

| | | CC | KW | FROM | TO | FRONT / REAR |
|--|--------------------|--------------------|-----|------|----|--------------|
|  | ASPES | M DUMA 125 | 125 | | | F |
| | BETA | M CUSTOM 125 | 125 | 1982 | | F |
| | | M CUSTOM 250 | 250 | 1982 | | F |
| | GARELLI | M TSR 125 SELF MIX | 125 | | | F |
| | GILERA | M TG1 80 | 80 | | | F |
| | | M TG2 80 | 80 | | | F |
| | | M TG3 80 | 80 | | | F |
| | | M GR1 125 | 125 | | | F |
| | | M TG1 125 | 125 | | | F |
| | | M TG2 125 | 125 | | | F |
| | | M TG3 125 | 125 | | | F |
| | | M T4 200 | 200 | | | F |
| | | M T4C 200 | 200 | | | F |
| | | M T4S 200 | 200 | | | F |
| | KREIDLER | M MUSTANG 125 | 125 | 1983 | | F |
| | MOTO MORINI | M MONOCILINDRO 125 | 125 | 1979 | | F |

| | | CC | KW | FROM | TO | FRONT / REAR |
|--|---------------------------|-----------------|-----|------|------|--------------|
|  | M BICILINDRO 250 | 250 | | 1979 | | F |
| | M MONOCILINDRO 250 | 250 | | | 1981 | F |
| | M SPORT 250 | 250 | | | 1970 | F |
| | M TURISMO 250 | 250 | | | 1970 | F |
| | M GT 350 | 350 | | 1976 | 1981 | F |
| | M GT 350 | 350 | | 1979 | | F |
| | M GT 350 TURISMO | 350 | | 1980 | | F |
| | M SPORT 350 | 350 | | | 1980 | F |
| | M SPORT 350 | 350 | | | 1980 | R |
| | M SPORT 350 | 350 | | 1980 | | F |
| | M SPORT 350 | 350 | | 1981 | | F |
| | M T.T. 500 | 500 | | 1980 | | F |
| | ZUNDAPP | M K 80 | 80 | 1980 | | F |
| | | M KS 80 | 80 | 1980 | | F |
| | | M KS 125 | 125 | 1980 | | F |

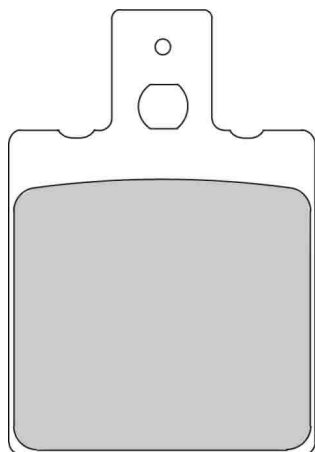
FDB207

40.0 x 57.0 x 7.0 mm

July 2016: AG compound superseded by EF

MATERIAL AVAILABILITY

| P | PRP | AG | EF | SG | ST | SM | CP1 | XRAC |
|---|-----|----|----|----|----|----|-----|------|
| ✓ | | ✗ | ✓ | ✗ | ✓ | | ✓ | |



Pinze / Calipers

BERINGER

6 Piston

BREMBO

2-Piston/Small (F05)

HARRISON Billet

4 Piston old style

6 Piston old style


ISR


2-Piston (22-029)

Pro-One

Pro-One 2-Piston - Old

Pro-One 6-Piston - New **

| | | CC | KW | FROM | TO | FRONT / REAR |
|---|------------------|--------------------|-----|------|------|--------------|
|  | ACCOSSATO | M CE 50 | 50 | 1987 | | F |
| | | M 50 ENDURO CODICE | 50 | 1989 | | F |
| | | M CE 80 | 80 | 1987 | | F |
| | | M CE 80 | 80 | 1987 | | R |
| | | M KR 80 | 80 | 1987 | | F |
| | ALFER | M MC 80 | 80 | 1988 | | F |
| | | M MC 80 CROSS | 80 | 1989 | | F |
| | | M MC 80 CROSS | 80 | 1989 | | R |
| | | M MC 125 | 125 | 1987 | 1987 | F |

| | | CC | KW | FROM | TO | FRONT / REAR |
|---|------------------------|-----|----|------|------|--------------|
|  | M MC 125 | 125 | | 1987 | 1987 | R |
| | M MC 125 | 125 | | 1988 | | R |
| | M GR 250 ENDURO | 250 | | 1985 | 1987 | F |
| | M GR 250 ENDURO | 250 | | 1985 | 1987 | R |
| | M GR 250 ENDURO | 250 | | 1988 | | R |
| | M MC 250 | 250 | | 1985 | 1986 | F |
| | M MC 250 | 250 | | 1987 | 1987 | F |
| | M MC 250 | 250 | | 1987 | 1987 | R |
| | M MC 250 | 250 | | 1988 | | R |

For CROSS REFERENCES see pages 7000



M = MOTORCYCLE
S = SCOOTER
A = ATV
Sn = SNOWMOBILE

FERODO
MOTORCYCLE PADS
Updated on 17th Oct 2017

4017

| | | CC | KW | FROM | TO | FRONT / REAR | | | CC | KW | FROM | TO | FRONT / REAR |
|-----------|---------------------------------------|------|----|------|------|--------------|--------|--|-------------------------|------|------|------|--------------|
| | M GR 300 ENDURO | 300 | | 1985 | 1987 | F | | | M YB 10 1000 BIPOSTO | 1000 | | 1992 | R |
| | M GR 300 ENDURO | 300 | | 1985 | 1987 | R | | | M YB 11 1000 | 1000 | | 1997 | R |
| | M TX 300 | 300 | | 1990 | | R | | | M YB 6 1000 | 1000 | | 1989 | R |
| APRILIA | M RS 50 | 50 | | 1993 | 1998 | F | | | M YB 8 1000 E.I. FURANO | 1000 | | 1990 | R |
| | M RX 50 | 50 | | 1996 | 1998 | F | | | M YB 8 1000 E | 1000 | | 1990 | R |
| | M TUAREG 50 HPC SYSTEM | 50 | | 1987 | | R | | | M YB 8 FURANO 1000 | 1000 | | 1992 | R |
| | M TUONO 50 | 50 | | 2003 | 2004 | R | | | M DB5R/S (1078cc) | 1078 | 2008 | 2009 | R |
| | M AF1 125 | 125 | | 1987 | | R | | | M DB6 (1078cc) | 1078 | 2008 | 2009 | R |
| | M AF1 125 REPLICA | 125 | | 1989 | 1991 | R | | | M DB6/R (1078cc) | 1078 | 2008 | 2009 | R |
| | M AF1 125 SINTESI | 125 | | 1989 | 1991 | R | | | M Tesi 3D (1078cc) | 1078 | 2009 | | R |
| | M AF1 125 FUTURA | 125 | | 1990 | 1991 | R | | | M DB7 (1099cc) | 1099 | 2009 | | R |
| | M AF1 125 EUROPA | 125 | | 1990 | 1991 | R | | | M SB 6 1100 | 1100 | 1997 | | R |
| | M AF1 FUTURA SPORT PRO 125 | 125 | | 1993 | 2003 | R | CAGIVA | M COCIS 50 | 50 | | 1988 | | F |
| | M CLASSIC 125 | 125 | | 1996 | | R | | M COCIS 50 | 50 | | 1989 | | F |
| | M ETX 125 | 125 | | 1985 | 1986 | F | | M COCIS 50 | 50 | | 1989 | | R |
| | M LEONARDO 125 | 125 | | 1995 | 1996 | F | | M CUCCILOLO 50 | 50 | | 1997 | | F |
| | M RS 125 EXTREMA - REPLICA | 125 | | 1993 | 1997 | R | | M LUCKY EXPLORER 50 | 50 | | 1988 | | F |
| | M RS 125 | 125 | | 1998 | 1999 | R | | M SUPERCITY 50 | 50 | | 1993 | | R |
| | M RS 125 | 125 | | 2000 | 2003 | R | | M W4 PRO ACTION 50 | 50 | | 1994 | | F |
| | M RS 125 | 125 | | 2004 | 2006 | R | | M COCIS 80 | 80 | | 1989 | | F |
| | M TUAREG 125 | 125 | | 1986 | | R | | M SUPERCITY 80 | 80 | | 1994 | | R |
| | M TUAREG 125 | 125 | | 1987 | | R | | M W4 PRO ACTION 80 | 80 | | 1994 | | F |
| | M TUAREG 125 WIND | 125 | | 1990 | | R | | M BLUES 125 | 125 | | 1988 | 1992 | R |
| | M TUONO 125 2T | 125 | | 2003 | 2004 | R | | M ELEFANT 125 | 125 | | 1987 | | F |
| | M CLIMBER 200 | 200 | | 1993 | | F | | M FRECCIA 125 | 125 | | 1987 | | R |
| | M CLIMBER 200 | 200 | | 1993 | | R | | M FRECCIA 125 C9 | 125 | | 1988 | | R |
| | M MX 250 | 250 | | 1983 | 1983 | F | | M FRECCIA 125 C10 R | 125 | | 1988 | | R |
| | M RS 250 | 250 | | 1995 | 1996 | R | | M FRECCIA 125 C10 | 125 | | 1988 | | R |
| | M RS 250 | 250 | | 1998 | | R | | M FRECCIA 125 C10 ANNIVERSARIO | 125 | | 1989 | | R |
| | M RX 250 | 250 | | 1983 | | F | | M FRECCIA 125 C12 R | 125 | | 1989 | 1990 | R |
| | M RX 250 | 250 | | 1986 | | F | | M FRECCIA 125 C12 R | 125 | | 1991 | | R |
| | M ETX 350 | 350 | | 1986 | | R | | M K7 125 ENDURO | 125 | | 1991 | | R |
| | M ETX 350 AE | 350 | | 1987 | | R | | M MITO 125 | 125 | | 1991 | 1992 | R |
| | M TUAREG 350 | 350 | | 1987 | | R | | M MITO 125 | 125 | | 1993 | | R |
| | M TUAREG 350 WIND | 350 | | 1987 | 1988 | R | | M MITO 2 125 PRODUCTION RACER / Trofeo | 125 | | 1994 | | R |
| | M ETX 600 | 600 | | 1986 | | R | | M MITO 525SP | 125 | | 2007 | | R |
| ATK (USA) | M all models 1984-85 | | | 1984 | 1985 | F | | M PLANET 125 | 125 | | 1998 | | R |
| | M all models 1986 | | | 1986 | | F | | M RAPTOR 125 | 125 | | 2003 | | R |
| | M all models 1987 | | | 1987 | | F | | M SUPERCITY 125 | 125 | | 1994 | | R |
| | M 560 | 560 | | 1984 | 1985 | F | | M W8 125 PRO ACTION | 125 | | 1992 | 1995 | R |
| | M 560 | 560 | | 1986 | 1987 | F | | M WMX 125 CROSS | 125 | | 1986 | | F |
| BENELLI | M 125 | 125 | | 1976 | | F | | M ALA BLU 250 | 250 | | 1983 | | F |
| | M 125 2C Dual brakes | 125 | | | 1976 | F | | M ALA ROSSA 250 | 250 | | 1983 | | F |
| | M 125 2C | 125 | | 1976 | 1978 | F | | M ALA VERDE 250 | 250 | | 1983 | | F |
| | M 125 2T - 2 CSE | 125 | | 1976 | 1978 | F | | M SST 250 | 250 | | 1980 | | F |
| | M 250 4 | 250 | | 1976 | | F | | M SSX 250 | 250 | | 1982 | | F |
| | M BX Motard (250cc) | 250 | | 2012 | | R | | M ST 250 | 250 | | 1982 | | F |
| | M 250 C | 250 | | 1976 | 1978 | F | | M SX 250 | 250 | | 1982 | | F |
| | M 250 TS | 250 | | 1976 | 1978 | F | | M WMX 250 | 250 | | | 1982 | F |
| | M 350 | 350 | | 1983 | | F | | M WMX 250 /1 | 250 | | 1983 | | F |
| | M 350 | 350 | | 1983 | | R | | M WRX 250 | 250 | | 1983 | | F |
| | M 350 4 CIL. | 350 | | 1978 | | F | | M ALA AZZURRA 350 | 350 | | 1983 | | F |
| | M 350 SPORT | 350 | | 1978 | | F | | M ALA AZZURRA 350 GT | 350 | | 1987 | | F |
| | M 350 SPORT II | 350 | | 1978 | | F | | M ALA BLU 350 | 350 | | 1983 | | F |
| | M 350 T | 350 | | 1978 | | F | | M ALA ROSSA 350 | 350 | | 1983 | | F |
| | M 500 | 500 | | 1978 | | F | | M ALA ROSSA 350 | 350 | | 1988 | | F |
| | M 500 LS | 500 | | 1978 | | F | | M ALA VERDE 350 | 350 | | 1983 | | F |
| | M 500 QUATTRO | 500 | | 1976 | | F | | M ELEFANT 350 | 350 | | 1985 | | R |
| | M 650 | 650 | | 1982 | | F | | M SST 350 | 350 | | 1981 | | F |
| | M 650 SPORT | 650 | | 1978 | | F | | M SX 350 | 350 | | 1982 | | F |
| | M 650 T | 650 | | 1978 | | F | | M T4 350 R - ER | 350 | | 1987 | | F |
| BETA | M KR 125 | 125 | | 1986 | | F | | M W 12 350 | 350 | | 1992 | | R |
| | M KR 125 AFRIKA | 125 | | 1987 | | F | | M T4 500 E - ER | 500 | | 1987 | | F |
| | M ALP 240 | 240 | | 1996 | | R | | M WMX 500 | 500 | | 1984 | | F |
| | M CR 250 | 250 | | 1983 | | F | | M RIVER 600 | 600 | | 1994 | | R |
| | M KR 250 AFRIKA | 250 | | 1986 | | F | | M ALA AZZURRA 650 | 650 | | 1984 | | F |
| | M KR 250 RALLY | 250 | | 1987 | | F | | M ALA AZZURRA 650 | 650 | | 1984 | | R |
| | M GS - RV 500 | 500 | | 1984 | | F | | M ALA AZZURRA 650 GT | 650 | | 1987 | | R |
| BIMOTA | M YB 7 400 | 400 | | 1989 | | R | | M ELEFANT 650 | 650 | | 1985 | | R |
| | M V DUE 500 | 500 | | 1997 | | R | | M W 16 650 | 650 | | 1993 | | R |
| | M YB 9 600 SRI | 600 | | 1997 | | R | | M DAKAR 750 | 750 | | 1987 | | R |
| | M SUPERMONO 650 | 650 | | 1997 | | R | | M ELEFANT 750 | 750 | | 1987 | | R |
| | M SB 7 750 | 750 | | 1996 | | R | CZ | M CZ 180 | 180 | | 1993 | | F |
| | M YB 4 750 | 750 | | 1989 | | R | DERBI | M TT8 75 | 75 | | 1984 | | F |
| | M DB 1 - 2 900 | 900 | | 1992 | | R | DUCATI | M 502 SINGLE | 50 | | 1993 | 1999 | R |
| | M MANTRA 900 | 900 | | 1997 | | R | | M 502 SUPERMONO | 50 | | 1993 | 1999 | R |
| | M DB 2 SR 904 | 904 | | 1994 | 2000 | R | | M 350 S-GTL | 350 | | 1975 | | F |
| | M DB 4 904 | 904 | | 1998 | 1999 | R | | M 350 S-GTL | 350 | | 1975 | | R |
| | M SB8K Gobert (Suzuki Engine) (996cc) | 996 | | 2006 | | R | | M 350 SPORT GTV-SL-XL | 350 | | 1975 | | F |
| | M SB 8 1000 R | 1000 | | 1998 | | R | | M 350 SPORT GTV-SL-XL | 350 | | 1975 | | R |

For CROSS REFERENCES see pages 7000

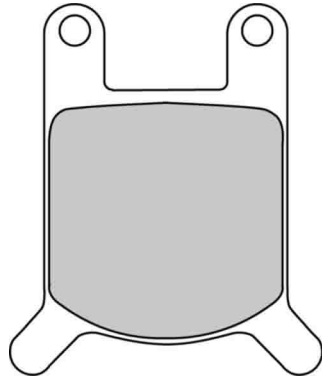
| | | CC | KW | FROM | TO | FRONT / REAR | | | CC | KW | FROM | TO | FRONT / REAR |
|--|---|------|----|------|------|--------------|--|--|----|----|------|----|--------------|
|  | M OR 600 | 600 | | 1986 | | F | | | | | | | |
| | M 650 (all models) | 650 | | 1995 | 1996 | R | | | | | | | |
| | M LYNX 650 | 650 | | 2000 | | R | | | | | | | |
| | M GHOST - DIAMANTE 668 | 668 | | 1997 | 1998 | R | | | | | | | |
| | M CUP 750 | 750 | | 1998 | | R | | | | | | | |
| | M DIAMANTE 750 | 750 | | 1997 | | R | | | | | | | |
| | M 750 S (all models) | 750 | | 1999 | | R | | | | | | | |
| | M JOTA 1000 | 1000 | | 1995 | | R | | | | | | | |
| MAICO | M GM 250 CROSS | 250 | | 1984 | | F | | | | | | | |
| | M GME 250 ENDURO | 250 | | 1984 | | F | | | | | | | |
| | M GM 500 CROSS | 500 | | 1984 | | F | | | | | | | |
| | M GME 500 ENDURO | 500 | | 1984 | | F | | | | | | | |
| MALANCA | M E2 C 80 CS | 80 | | | | F | | | | | | | |
| | M E2 C 80 CS | 80 | | | | R | | | | | | | |
| | M GTI 125 | 125 | | | | F | | | | | | | |
| | M GTI 125 | 125 | | | | R | | | | | | | |
| | M MARK 125 ENDURO | 125 | | | | F | | | | | | | |
| MONTESA | M COTA 309 | 309 | | 1989 | | R | | | | | | | |
| | M COTA 314 R | 314 | | 1994 | | R | | | | | | | |
| MONTESA (HONDA) | M MH 311 260 | 260 | | 1992 | 1993 | R | | | | | | | |
| | M COTA 310 | 310 | | 1989 | | R | | | | | | | |
| | M COTA 310 4T / 4RT | 310 | | 2007 | | R | | | | | | | |
| | M MH 314 R | 314 | | 1994 | 1997 | R | | | | | | | |
| | M MH 315 R | 315 | | 1997 | 2000 | R | | | | | | | |
| MOTO GUZZI | M 2C 125 4T | 125 | | 1979 | | F | | | | | | | |
| | M TT 125 | 125 | | 1985 | | F | | | | | | | |
| | M TS 250 | 250 | | 1974 | 1975 | F | | | | | | | |
| | M TS 250 | 250 | | 1976 | 1982 | F | | | | | | | |
| | M TS 250 | 250 | | 1976 | 1982 | R | | | | | | | |
| | M GTS 350 | 350 | | 1974 | 1979 | F | | | | | | | |
| | M GTS 350 | 350 | | 1974 | 1979 | R | | | | | | | |
| | M NEVADA 350 | 350 | | 1993 | | F | | | | | | | |
| | M NEVADA 350 | 350 | | 1993 | | R | | | | | | | |
| | M NTX 350 | 350 | | 1987 | | F | | | | | | | |
| | M NTX 350 | 350 | | 1987 | | R | | | | | | | |
| | M NTX 350 | 350 | | 1990 | | F | | | | | | | |
| | M V 35 350 IMOLA | 350 | | 1970 | 1983 | F | | | | | | | |
| | M V 35 350 IMOLA | 350 | | 1970 | 1983 | R | | | | | | | |
| | M V 35 350 | 350 | | 1977 | | F | | | | | | | |
| | M V 35 350 | 350 | | 1977 | | R | | | | | | | |
| | M V 35 350 C | 350 | | 1982 | | F | | | | | | | |
| | M V 35 350 C | 350 | | 1982 | | R | | | | | | | |
| | M V 35 350 TT ENDURO | 350 | | 1984 | | F | | | | | | | |
| | M V 35 350 TT ENDURO | 350 | | 1984 | | R | | | | | | | |
| | M V 35 350 IMOLA II | 350 | | 1984 | | F | | | | | | | |
| | M V 35 350 IMOLA II | 350 | | 1984 | | R | | | | | | | |
| | M V 35 350 FLORIDA | 350 | | 1987 | | F | | | | | | | |
| | M V 35 350 FLORIDA | 350 | | 1987 | | R | | | | | | | |
| | M V 35 350 GT | 350 | | 1990 | | R | | | | | | | |
| | M GTS 400 | 400 | | 1974 | 1979 | F | | | | | | | |
| | M GTS 400 | 400 | | 1974 | 1979 | R | | | | | | | |
| | M V 50 500 | 500 | | 1977 | 1980 | F | | | | | | | |
| | M V 50 500 | 500 | | 1977 | 1980 | R | | | | | | | |
| | M V 50 500 III | 500 | | 1980 | | F | | | | | | | |
| | M V 50 500 III | 500 | | 1980 | | R | | | | | | | |
| | M V 50 500 MONZA | 500 | | 1980 | 1983 | F | | | | | | | |
| | M V 50 500 MONZA | 500 | | 1980 | 1983 | R | | | | | | | |
| | M V 50 500 C | 500 | | 1982 | | F | | | | | | | |
| | M V 50 500 C | 500 | | 1982 | | R | | | | | | | |
| | M V 50 500 MONZA II | 500 | | 1984 | | F | | | | | | | |
| | M V 50 500 MONZA II | 500 | | 1984 | | R | | | | | | | |
| | M NTX 650 | 650 | | 1990 | | F | | | | | | | |
| | M V 65 650 SP CHOPPER | 650 | | 1981 | | F | | | | | | | |
| | M V 65 650 SP CHOPPER | 650 | | 1981 | | R | | | | | | | |
| | M V 65 650 | 650 | | 1981 | 1983 | F | | | | | | | |
| | M V 65 650 | 650 | | 1981 | 1983 | R | | | | | | | |
| | M V 65 650 LARIO | 650 | | 1984 | | F | | | | | | | |
|  | M V 65 650 LARIO | 650 | | 1984 | | R | | | | | | | |
| | M V 65 650 II ENDURO | 650 | | 1984 | | F | | | | | | | |
| | M V 65 650 II ENDURO | 650 | | 1984 | | R | | | | | | | |
| | M VT 650 TT BAJA | 650 | | 1986 | | R | | | | | | | |
| | M V 65 650 FLORIDA | 650 | | 1987 | | F | | | | | | | |
| | M V 65 650 FLORIDA | 650 | | 1987 | | R | | | | | | | |
| | M V 65 650 GT | 650 | | 1990 | | R | | | | | | | |
| | M SP 750 NEVADA | 750 | | 1992 | | F | | | | | | | |
| | M SP 750 NEVADA | 750 | | 1992 | | R | | | | | | | |
| | M SP 750 NEVADA CLUB | 750 | | 2000 | 2002 | F | | | | | | | |
| | M SP 750 NEVADA CLUB | 750 | | 2000 | 2002 | R | | | | | | | |
| | M T 750 | 750 | | 1992 | 1994 | F | | | | | | | |
| | M T 750 | 750 | | 1992 | 1994 | R | | | | | | | |
| | M QUOTA 1000 | 1000 | | 1993 | 1995 | R | | | | | | | |
| | M LE MANS V 11 | 1064 | | 2001 | | R | | | | | | | |
| | M SPORT 1100 | 1100 | | 1994 | 1999 | R | | | | | | | |
| MOTO MORINI | M CAMEL 501 | 50 | | | | F | | | | | 1986 | | |
| | M CAMEL 501 | 50 | | | | R | | | | | 1987 | | |
| | M COGUARO 501 | 50 | | 1989 | | R | | | | | | | |
| | M EXCALIBUR 501 | 50 | | 1987 | 1988 | R | | | | | | | |
| | M EXCALIBUR 501 | 50 | | 1989 | | R | | | | | | | |
| | M NEW YORK 501 | 50 | | 1989 | | R | | | | | | | |
| | M BLUES 125 | 125 | | 1993 | | R | | | | | | | |
| | M COGAURO 350 | 350 | | 1990 | | R | | | | | | | |
| | M DART 350 | 350 | | 1988 | 1989 | R | | | | | | | |
| | M DART 350 | 350 | | 1990 | | R | | | | | | | |
| | M EXCALIBUR RLX 350 | 350 | | 1990 | | R | | | | | | | |
| | M KANGURO 350 | 350 | | 1987 | | R | | | | | | | |
| | M NEW YORK 350 | 350 | | 1989 | | R | | | | | | | |
| | M WS 350 PRO ACTION | 350 | | 1993 | | R | | | | | | | |
| | M DART 400 | 400 | | 1990 | | R | | | | | | | |
| MZ | M SKORPION CUP / SPORT / TOUR / TRAVELLER | 660 | | 1995 | | R | | | | | | | |
| | M SKORPION REPLICIA | 660 | | 1995 | | R | | | | | | | |
| NORTON | M FORMULA 1 | 588 | | 1989 | 1991 | R | | | | | | | |
| PUCH | M MAXI 80 | 80 | | 1988 | | R | | | | | | | |
| | M CROSS 250 | 250 | | 1986 | 1986 | F | | | | | | | |
| | M HFE 250 | 250 | | 1986 | 1986 | F | | | | | | | |
| | M ENDURO 600 4 VALVES | 600 | | 1985 | | F | | | | | | | |
| | M ENDURO 600 4 VALVES | 600 | | 1985 | | R | | | | | | | |
| SWM | M S1 125 | 125 | | 1983 | | F | | | | | | | |
| | M S2 125 | 125 | | 1983 | | F | | | | | | | |
| | M S1 250 | 250 | | 1983 | | F | | | | | | | |
| | M S2 250 | 250 | | 1983 | | F | | | | | | | |
| TM | M GS 80 | 80 | | 1986 | 1989 | R | | | | | | | |
| | M MC 80 | 80 | | 1986 | 1989 | R | | | | | | | |
| | M GS 125 | 125 | | 1986 | 1989 | R | | | | | | | |
| | M MC 125 | 125 | | 1986 | 1989 | R | | | | | | | |
| | M SMM 125 Black Dream (Rim front disc) | 125 | | 2004 | 2007 | R | | | | | | | |
| | M SMM 125 (2T) Black Dream (320mm front disc) | 125 | | 2008 | 2012 | R | | | | | | | |
| | M SMM 250 (2T) | 250 | | 2005 | 2014 | R | | | | | | | |
| | M SMM 250 (2T) | 250 | | 2015 | | R | | | | | | | |
| | M SMM 300 (2T) | 300 | | 2005 | 2014 | R | | | | | | | |
| | M SMM 300 (2T) | 300 | | 2015 | | R | | | | | | | |
| | M SMM 400 (4T) (Rim brake) | 400 | | 2004 | 2004 | R | | | | | | | |
| | M SMM 450 F Black Dream ES (320mm front disc) | 450 | | 2008 | 2010 | R | | | | | | | |
| | M SMM 450 Fi (4T) | 450 | | 2011 | | R | | | | | | | |
| | M SMM 530 F Black Dream (Rim brake) | 530 | | 2004 | 2007 | R | | | | | | | |
| | M SMM | | | | | | | | | | | | |

FDB213

41.4 x 48.5 x 5.6 mm

MATERIAL AVAILABILITY

| P | PRP | AG | EF | SG | ST | SM | CP1 | XRAC |
|---|-----|----|----|----|----|----|-----|------|
| ✓ | | | | | | | | |



Pinze / Calipers

Grimeca

2-Piston, small (four tab, 1000T)

| | | CC | KW | FROM | TO | FRONT / REAR | | | CC | KW | FROM | TO | FRONT / REAR |
|---|-------------------------|----|-----------------------------------|------|------|--------------|---|----------------|--------------------|-------------------|------|------|--------------|
|  | ATK (USA) | M | | | 1986 | R |  | M | | | 1987 | | F |
| | | M | | | 1988 | R | | M | | | | 1982 | F |
| | | M | 560 | | 1986 | 1987 | R | | | | | 1982 | F |
| | BENELLI | M | 254 | | 1979 | F | | M | | | | 1982 | F |
| | BETA | M | MS 50 | | 1980 | F | | M | | | | 1982 | F |
| | | M | SQUIRREL 50 | | 1983 | F | | M | | | | 1982 | F |
| | CASAL | M | RZ 50 | | | F | MALANCA | M | | | | | F |
| | CIMATTI | M | Gringo 50 | | | F | | M | | | | | F |
| | FANTIC | M | STRADA 50 SUPER SIX | | 1973 | F | | M | 125 | | | | F |
| | GARELLI | M | CICLONE 50 N DE LUXE SELF MIX L.C | | | F | MOTO GUZZI | M | TURISMO 125 | 125 | 1974 | 1981 | F |
| | HERCULES (SACHS) | M | CHOPPER 50 | | | F | MOTRON | M | V 3 50 RID | 50 | | | F |
| | | M | RX - 9 / RX - 9 50 AIRCOOLED | | | F | OSSA | M | TU-YO 360 | 360 | | | F |
| | | M | SUPRA 50 4 GP | | | F | | M | TU-YO 360 | 360 | | | R |
| | | M | ULTRA 50 RS 40 | | | F | PUCH | M | GTL 50 | 50 | | | F |
| | | M | ULTRA 50 RS | | | F | | M | MONZA 50 | 50 | 1984 | | F |
| | | M | Lotus 80 SA | | | F | | M | 80 /6 | 80 | | | F |
| | | M | ULTRA 80 RS AC | | | F | | M | 348 | 348 | | | F |
| | | M | ULTRA 80 RS | | | F | | M | 504 | 504 | | | F |
| | | M | ULTRA 125 RS | | 125 | F | | M | 506 | 506 | | | F |
| | HOREX | M | REBELL 80 N | | 80 | F | | M | 560 (Rotax engine) | 560 | | | F |
| | | M | REBELL 80 SPORTL | | 80 | F | REAL | M | NEVADA 80 SPORT | 80 | | | F |
| | | M | REBELL 80 T | | 80 | F | RIXE | M | RS 80 W | 80 | | | F |
| | MACAL | M | TR 50 TROPHY | | 50 | 1999 | F | ZUNDAPP | M | KS 50 SUPER SPORT | 50 | | F |
| | MALAGUTI | M | CHOPPER 25 | | | 1982 | F | | M | KS 50 SPORT | 50 | | F |
| | | M | CHOPPER 40 | | | 1982 | F | | M | KS 100 | 100 | | F |
| | | M | FIFTY 50 HF | | | 1982 | F | | | | | | |

For CROSS REFERENCES see pages 7000

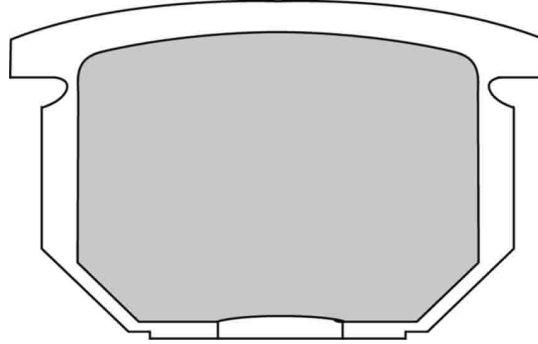
M = MOTORCYCLE
S = SCOOTER
A = ATV
Sn = SNOWMOBILE

FDB217

72.0 x 45.0 x 11.4 mm

MATERIAL AVAILABILITY

| P | PRP | AG | EF | SG | ST | SM | CP1 | XRAC |
|---|-----|----|----|----|----|----|-----|------|
| ✓ | | | | | | | | |



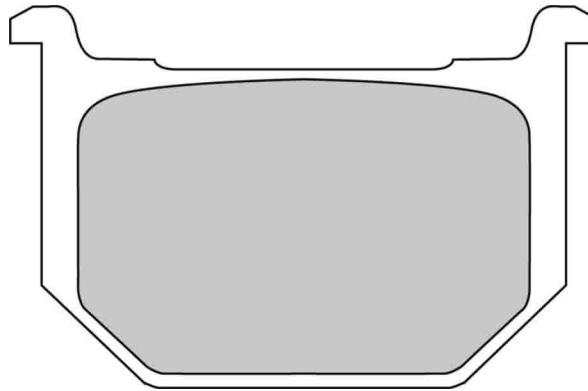
| SUZUKI | | | | | | SUZUKI | | | | | | | |
|--------|-----------------------|-----|----|------|------|------------|---|----------------------|------|----|------|------|------------|
| | | CC | KW | FROM | TO | FRONT REAR | | | CC | KW | FROM | TO | FRONT REAR |
| M | GS 550 LT - LX | 550 | | 1980 | 1984 | F | M | GS 650 XN - 85 TURBO | 650 | | 1983 | | F |
| M | GS 550 ET - EX - EZ | 550 | | 1980 | 1984 | F | M | GS 650 TURBO | 650 | | 1983 | | F |
| M | GS 550 MEX | 550 | | 1981 | 1983 | F | M | GS 1000 ET | 1000 | | 1980 | 1981 | F |
| M | GS 550 MEZ KATANA | 550 | | 1981 | 1983 | F | M | GSX 1000 S KATANA | 1000 | | 1982 | | F |
| M | GR 650 - X | 650 | | 1983 | | F | M | GSX 1100 G | 1100 | | 1980 | 1982 | F |
| M | GS 650 GZ KATANA | 650 | | 1981 | 1983 | F | M | GSX 1100 E - EF - ES | 1100 | | 1980 | 1982 | F |
| M | GS 650 GTX - GTZ - GX | 650 | | 1981 | 1983 | F | M | GSX 1100 S KATANA | 1100 | | 1982 | 1983 | F |

FDB218

78.0 x 50.0 x 10.8 mm

MATERIAL AVAILABILITY

| P | PRP | AG | EF | SG | ST | SM | CP1 | XRAC |
|---|-----|----|----|----|----|----|-----|------|
| ✓ | | | | | ✗ | | | |



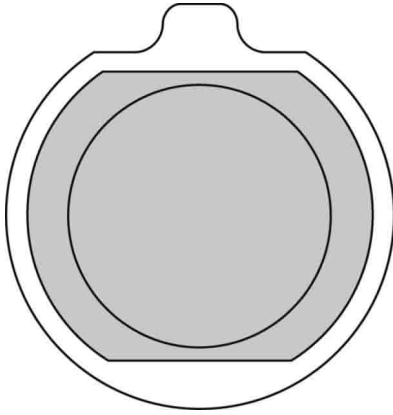
| SUZUKI | | | | | | SUZUKI | | | | | | | |
|--------|------------------------------|-----|----|------|------|------------|---|---|------|----|------|------|------------|
| | | CC | KW | FROM | TO | FRONT REAR | | | CC | KW | FROM | TO | FRONT REAR |
| M | GN 250 | 250 | | 1993 | 1997 | F | M | GS 450 ET - L - T | 450 | | 1980 | 1980 | F |
| M | GN 250 F / J | 250 | | 1983 | 1997 | F | M | GS 700 E - ES | 700 | | 1985 | | F |
| M | GNX 250 E | 250 | | 1983 | | F | M | GV 700 GL MADURA | 700 | | 1984 | | F |
| M | GS 250 E | 250 | | 1979 | 1981 | F | M | GV 700 GL | 700 | | 1985 | | F |
| M | GS 250 T - TT - TX | 250 | | 1979 | 1981 | F | M | GSX 750 EFE - ESD - ESG - ESE - SEH - EFF | 750 | | 1980 | 1986 | F |
| M | GSX 250 E - ET - EX - EZ - T | 250 | | 1979 | | F | M | GSX 750 ET - EX | 750 | | 1980 | 1981 | F |
| M | GSX 250 S | 250 | | 1985 | 1990 | F | M | GSX 750 S KATANA | 750 | | 1980 | | F |
| M | GN 400 TT | 400 | | 1980 | | F | M | GS 850 GZ - GE - GG | 850 | | 1982 | 1985 | F |
| M | GSX 400 L | 400 | | 1980 | 1983 | F | M | GS 1000 GT - GX | 1000 | | 1980 | | F |
| M | GSX 400 ET - EX - EZ | 400 | | 1980 | 1983 | F | M | GS 1100 GZ | 1100 | | 1982 | | F |
| M | GSX 400 TWIN | 400 | | 1980 | 1983 | F | M | GV 1200 GL MADURA | 1200 | | 1985 | 1986 | F |
| M | GSX 400 TX - LX | 400 | | 1981 | 1983 | F | | | | | | | |

For CROSS REFERENCES see pages 7000

FDB220

51.0 x 55.0 x 12.2 mm

| MATERIAL AVAILABILITY | | | | | | | | |
|-----------------------|-----|----|----|----|----|----|-----|------|
| P | PRP | AG | EF | SG | ST | SM | CP1 | XRAC |
| ✓ | | | | | ✓ | | | |

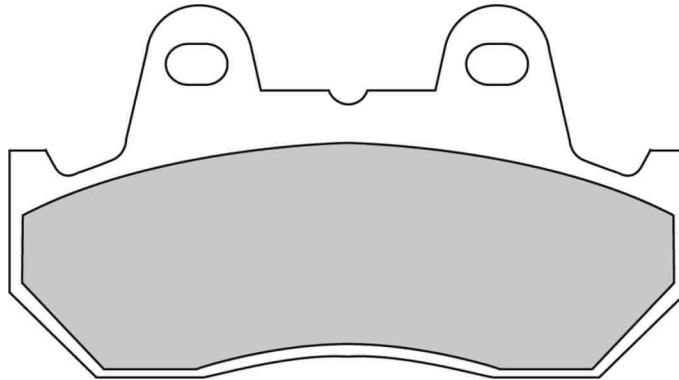


| FRONT | | | | | | REAR | | | | | |
|----------|---|-----------------------------|------|------|------|------|---|----|----|------|------|
| | | CC | KW | FROM | TO | | | CC | KW | FROM | TO |
| KAWASAKI | M | Z 1000 E1 - E2 - SHAFT - ST | 1000 | | 1979 | 1981 | F | | | | |
| | M | Z 1300 | 1300 | | 1979 | 1983 | F | | | | |
| | M | ZG 1300 DF1 | 1300 | | | | F | | | 1984 | 1986 |

FDB244

90.0 x 49.0 x 10.5 mm

| MATERIAL AVAILABILITY | | | | | | | | |
|-----------------------|-----|----|----|----|----|----|-----|------|
| P | PRP | AG | EF | SG | ST | SM | CP1 | XRAC |
| ✓ | | | ✓ | | ✓ | | | |





| ALSO AVAILABLE | | |
|----------------|--------|-------|
| SHAPE | TH. MM | NOTES |
| FDB538 | 9.0 | |
| FDB665 | 11.0 | |

| FRONT | | | | | | REAR | | | | | |
|-------|---|--------------------------|-----|------|------|------|---|----|----|------|------|
| | | CC | KW | FROM | TO | | | CC | KW | FROM | TO |
| HONDA | M | CB 125 TDC - TDE - TDJ | 125 | | 1983 | 1989 | F | | | | |
| | M | CN 250 HELIX | 250 | | 1986 | 1987 | F | | | 1982 | R |
| | M | NS 250 RF | 250 | | 1984 | 1986 | F | | | 1985 | R |
| | M | NS 250 RF | 250 | | 1984 | 1986 | R | | | 1988 | R |
| | M | NSR 250 | 250 | | 1986 | | R | | | 1982 | R |
| | M | NSR 250 R | 250 | | 1986 | 1987 | R | | | 1986 | 1987 |
| | M | CBR 400 RH-YA (NC23) 101 | 400 | | 1986 | 1986 | R | | | 1986 | 1988 |
| | M | CBR 400 RG (NC23) 100 | 400 | | 1986 | 1986 | R | | | 1982 | F |
| | M | CBX 400 C | 400 | | 1983 | | R | | | 1982 | R |
| | M | FT 400 | 400 | | 1982 | | F | | | 1983 | F |
| | M | FT 400 | 400 | | | | F | | | 1983 | R |
| | M | NS 400 RF - RG | 400 | | | | R | | | | |
| | M | NV 400 SP CUSTOM | 400 | | | | R | | | | |
| | M | VF 400 F INTEGRA | 400 | | | | R | | | | |
| | M | VFR 400 R | 400 | | | | R | | | | |
| | M | CMX 450 CG REBEL | 450 | | | | F | | | | |
| | M | CX 500 CC - EC | 500 | | | | F | | | | |
| | M | CX 500 CC - EC | 500 | | | | R | | | | |
| | M | CX 500 T (TURBO) | 500 | | | | F | | | | |
| | M | CX 500 T (TURBO) | 500 | | | | R | | | | |

For CROSS REFERENCES see pages 7000

M = MOTORCYCLE
S = SCOOTER
A = ATV
Sn = SNOWMOBILE

| FRONT / REAR | | | | | | FRONT / REAR | | | | | |
|--|---------------------------------|-----|----|------|------|--|----------------------------------|------|----|------|------|
| | | CC | KW | FROM | TO | | | CC | KW | FROM | TO |
|  | M FT 500 - C | 500 | | 1982 | F |  | M VF 750 F-FD-FE-MAGNA-SABRE-INT | 750 | | 1982 | F |
| | M FT 500 - C | 500 | | 1982 | R | | M VF 750 C-SC-CC-F-FC | 750 | | 1983 | F |
| | M GL 500 SILVER WING INTERSTATE | 500 | | 1982 | F | | M VT 750 C SHADOW | 750 | | 1983 | 1985 |
| | M GL 500 DC | 500 | | 1982 | F | | M VT 750 C SHADOW | 750 | | 1986 | 1986 |
| | M VF 500 FE - F2E | 500 | | 1984 | F | | M XLV 750 R - RD - RF | 750 | | 1984 | 1988 |
| | M VF 500 FF - F2F | 500 | | 1984 | F | | M VT 800 C | 800 | | 1988 | F |
| | M VT 500 CD - FT | 500 | | 1982 | F | | M CB 900 F2B - FB | 900 | | 1982 | 1983 |
| | M XBR 500 S - F - G - H | 500 | | 1985 | F | | M CB 900 F2B - FB | 900 | | 1982 | 1983 |
| | M XL 600 LM | 600 | | 1985 | 1990 | F | M CB 900 FD - FC - F2C - F2D | 900 | | 1983 | 1985 |
| | M XL 600 RM | 600 | | 1986 | 1990 | F | M CB 900 FD - FC - F2C - F2D | 900 | | 1983 | 1985 |
| | M XL 600 V TRANSALP | 600 | | 1987 | 1990 | F | M CBX 1000 B - C | 1000 | | 1981 | 1982 |
| | M CB 650 SCD | 650 | | 1983 | F | | M CBX 1000 B - C | 1000 | | 1981 | 1982 |
| | M CBX 650 ED | 650 | | 1983 | F | | M VF 1000 BOL D'OR | 1000 | | 1984 | 1986 |
| | M CX 650 ED | 650 | | 1982 | F | | M VF 1000 - 2 | 1000 | | 1984 | 1986 |
| | M CX 650 TD (TURBO) E | 650 | | 1983 | F | | M VF 1000 F - FE | 1000 | | 1984 | 1986 |
| | M CX 650 TD (TURBO) E | 650 | | 1983 | R | | M VF 1000 RE - RF | 1000 | | 1984 | 1986 |
| | M CX 650 EC - T | 650 | | 1983 | F | | M CB 1100 FD | 1100 | | 1980 | 1983 |
| | M CX 650 EC - T | 650 | | 1983 | R | | M CB 1100 FD | 1100 | | 1980 | 1983 |
| | M GL 650 D2TE | 650 | | 1983 | F | | M CB 1100 RCII | 1100 | | 1980 | 1983 |
| | M GL 650 DD - ID | 650 | | 1983 | F | | M CB 1100 RCII | 1100 | | 1980 | 1983 |
| | M CB 700 SC NIGHT HAWK | 700 | | 1984 | F | | M CB 1100 RBI - II | 1100 | | 1980 | 1983 |
| | M VF 700 C MAGNA | 700 | | 1984 | F | | M CB 1100 RBI - II | 1100 | | 1980 | 1983 |
| | M VF 700 S SABRE | 700 | | 1984 | F | | M CBX 1100 F | 1100 | | 1982 | 1985 |
| | M VF 700 F INTERCEPTOR | 700 | | 1984 | 1985 | F | M GL 1100 / DX | 1100 | | 1982 | F |
| | M VF 700 C MAGNA | 700 | | 1985 | F | | M GL 1100 / DX | 1100 | | 1982 | R |
| | M VT 700 C SHADOW | 700 | | 1986 | F | | M VT 1100 C MAGNA | 1100 | | 1983 | 1985 |
| | M VT 700 C SHADOW | 700 | | 1987 | F | | M VT 1100 C MAGNA | 1100 | | 1983 | 1985 |
| | M B 750 EC - ED | 750 | | 1982 | F | | M VT 1100 C | 1100 | | 1985 | 1993 |
| | M B 750 EC - ED | 750 | | 1982 | R | | M GL 1200 DX all models | 1200 | | 1984 | 1986 |
| | M B 750 F2 - F2D | 750 | | 1982 | F | | M GL 1200 DX all models | 1200 | | 1984 | 1986 |
| | M B 750 F2 - F2D | 750 | | 1982 | R | | M GL 1520 | 1500 | | 1988 | 1989 |
| | M CB 750 SC NIGHTHAWK | 750 | | 1982 | 1983 | F | M GL 1500 GOLD-ASPENCADE | 1500 | | 1992 | R |
| | M CB 750 K | 750 | | 1982 | F | | M GL 1500 SE GOLD WING | 1500 | | 1993 | 2000 |
| | M CB 750 K | 750 | | 1982 | R | | KAWASAKI | | | | |
| | M CBX 750 FE | 750 | | 1983 | 1984 | F | M VT 800 C | 800 | | 1988 | 1990 |

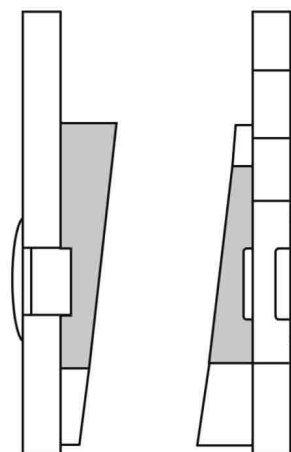
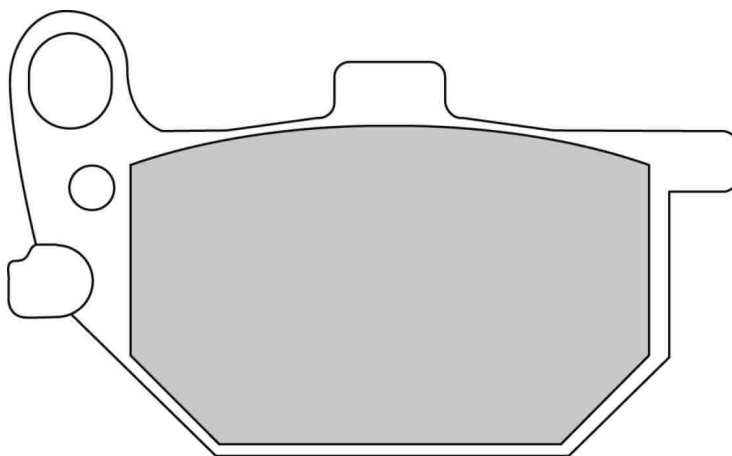
FDB247



95.0 x 56.0 x 12.0 mm

Minimum thickness 7,5 mm

MATERIAL AVAILABILITY

| P | PRP | AG | EF | SG | ST | SM | CP1 | XRAC |
|---|-----|----|----|----|----|----|-----|------|
| ✓ | | | | | | | | |



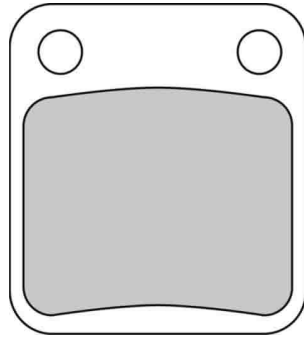
| FRONT / REAR | | | | | | FRONT / REAR | | | | | | | | |
|---|--------|------------------|-----|------|------|--------------|---|---|----------|------|----|------|------|---|
| | | CC | KW | FROM | TO | | | CC | KW | FROM | TO | | | |
|  | YAMAHA | M XS 750 SE - SG | 750 | | 1979 | 1980 | F |  | M XS 850 | 850 | | 1980 | 1982 | F |
| | | M XV 750 SE | 750 | | 1981 | | F | | | | | | | |

For CROSS REFERENCES see pages 7000

FDB250

40.0 x 45.0 x 7.3 mm

June 2017: AG superseded by EF



MATERIAL AVAILABILITY

| P | PRP | AG | EF | SG | ST | SM | CP1 | XRAC |
|---|-----|----|----|----|----|----|-----|------|
| ✓ | | ✗ | ✓ | ✓ | | | | |

Pinze / Calipers

WILWOOD

GP 200 Calipers

| | | CC | KW | FROM | TO | FRONT / REAR | | | CC | KW | FROM | TO | FRONT / REAR |
|------------------|--------|--------------------------------|-----|------|------|--------------|-------------------|---|------------------------|------|------|------|--------------|
| | AKT | M AK 100 S | 100 | | | F | | S New Vivacity Sixtes 50cc/4T | 50 | | 2010 | 2012 | F |
| | | M AK 180 XM | 180 | | | F | | S Sum-Up (125cc) | 125 | | 2008 | 2011 | F |
| | | M AK 200 XM | 200 | | | R | | PGO ATV | A Bugrider 50 (Buggie) | 50 | | 2006 | 2006 |
| | CAGIVA | M WR 125 | 125 | 1993 | | R | A Bugxter BR150 A | 150 | | 2005 | 2007 | R | |
| | DAELIM | M "S" FIVE / "E" FIVE | 50 | 2001 | | F | QUADZILLA | A BR 200 | 200 | | 2007 | 2008 | R |
| | | M CORDI 50 | 50 | 2004 | | F | SINNIS | M QM 125 GY-2B (A) Apache 125 (Rear disc model) | 125 | | 2009 | 2010 | R |
| | | M GZ 50 MESSAGE | 50 | 2001 | 2003 | F | | M QM 125 GY-2B Blade 125 | 125 | | 2009 | 2010 | R |
| | | M TAP0 50 | 50 | 1999 | 2003 | F | | S QM 125 T- Matrix | 125 | | 2010 | | F |
| | | M VIVO 50 | 50 | 1999 | | F | | S QM 125 T-10H Matrix II | 125 | | 2010 | | F |
| | | M ALTINO 100 | 100 | 1999 | | F | | S QM 125 T-10R Eagle 125 | 125 | | 2010 | | F |
| | | M DELFINO 100 | 100 | 1999 | 2000 | F | | S 125 T-8G Ecocity 125 | 125 | | 2007 | 2009 | F |
| | | M DELFINO 100 | 100 | 2001 | 2003 | F | SUZUKI | M DR 125 S | 125 | | 1986 | 1993 | F |
| | | M ALTINO 125 | 125 | 2001 | | F | | M TS 125 X | 125 | | 1988 | | F |
| | | M HISTORY 125 | 125 | 2001 | | F | | M TS 125 RK | 125 | | 1989 | | F |
| | | M HISTORY 125 | 125 | 2001 | | R | | M TS 125 | 125 | | 1990 | 1996 | R |
| | | M NS 125 | 125 | 2001 | | F | | M TX 125 XF | 125 | | 1985 | | F |
| | | M NS 125 | 125 | 2001 | | R | | M DR 200 | 200 | | 2000 | | F |
| | | M OTELLO / NS 125 | 125 | 1999 | | F | | M DR 200 K | 200 | | 1989 | 1998 | F |
| | | M VS 125 | 125 | 1995 | 1998 | F | | M DR 250 S | 250 | | 1986 | 1989 | F |
| HONDA | | M CRM 50 | 50 | 1988 | 1992 | F | | M RH 250 X | 250 | | 1987 | | F |
| | | M CRM 50 | 50 | 1993 | 1996 | F | | M TS 250 X all models 250 | 250 | | 1986 | 1989 | F |
| | | M G-DASH 50 | 50 | 1989 | 1992 | F | SUZUKI ATV | A LT-F 250 K OZARK | 250 | | 2002 | 2007 | F |
| | | M MB 50 | 50 | 1982 | | F | | A LT-A/F 400 EIGER (All models) | 400 | | 2002 | 2008 | F |
| | | M MXR 50 | 50 | | | F | | A LT-A 500 FK2 VINSON 4x4 | 500 | | 2001 | 2007 | F |
| | | M CRM 80 | 80 | 1988 | 1992 | F | | A LT-A/F 500 FK VINSON | 500 | | 2003 | 2007 | F |
| | | M CRM 80 | 80 | 1993 | | F | SYM ATV | A Quadlander 600 | 600 | | 2008 | 2010 | F |
| | | M MBX 80 FWD | 80 | 1983 | | F | | A Quadraider 600 | 600 | | 2006 | 2007 | F |
| | | M CB 125 RS | 125 | 1983 | | F | UM ATV | A MTX 450 | 450 | | 2008 | | F |
| | | M RS 125 R | 125 | 1995 | | R | | A MTX 450 | 450 | | 2008 | | R |
| | | M RS 250 R | 250 | 1995 | | R | YAMAHA ATV | A YFS 200 BLASTER | 200 | | 2003 | 2006 | F |
| | | M SILVER WING 600 (hand brake) | 600 | 2001 | | F | | A YFM 250 BRUIN | 250 | | 2005 | 2006 | F |
| HONDA 3 WHEELERS | | A ATC 250 R | 250 | 1981 | 1982 | F | | A YFM 250 Big Bear | 250 | | 2007 | 2009 | F |
| HUSQVARNA | | M 125 ALL MODELS 1992 | 125 | 1992 | 1992 | R | | A YFM 350 XT/XU WARRIOR | 350 | | 1987 | 1988 | R |
| | | M 250 ALL MODELS 1992 | 250 | 1992 | 1992 | R | | A YFM 350 XW-XS WARRIOR | 350 | | 1989 | 2004 | F |
| | | M TC 610 CROSS | 610 | 1991 | | R | | A YFM 350 FX WOLVERINE | 350 | | 1995 | 2007 | F |
| | | M TE 610 | 610 | 1991 | | R | | A YFM 350 FW 4WD BIG BEAR | 350 | | 1999 | 2003 | F |
| HYOSUNG ATV | | A TE 450 S | 450 | 2007 | 2010 | F | | A YFM 350 BRUIN (All Models) | 350 | | 2004 | 2006 | F |
| | | A TE 450 S | 450 | 2007 | 2010 | R | | A YFM 350 X Wolverine | 350 | | 2006 | 2009 | F |
| KAWASAKI | | M KX 65 | 65 | 1999 | | R | | A YFM 350 4x4 Grizzly | 350 | | 2007 | 2010 | F |
| | | M KX 65 | 65 | 2000 | | R | | A YFM 350 2x4 Grizzly | 350 | | 2007 | 2010 | F |
| | | M BN 125 A1/A2 ELIMINATOR | 125 | 1998 | 1999 | F | | A YFZ 350 A/B/D/E/F BANSHEE | 350 | | 1990 | 2006 | F |
| | | M KH 125 K1 | 125 | 1982 | 1998 | F | | A YFM 400 FW KODIAK | 400 | | 1999 | 2000 | F |
| | | M KLX 125 D (D-Tracker) | 125 | 2010 | | R | | A YFM 400 BIG BEAR (All Models) | 400 | | 2000 | 2007 | F |
| | | M KLX 125 C | 125 | 2010 | | R | | A YFM 400 FW KODIAK (All Models except AUTO) | 400 | | 2000 | 2006 | F |
| KAWASAKI ATV | | A KVF 300 PRAIRIE (2x4/4x4) | 300 | 1999 | 2002 | F | | A YFM 400 KODIAK AUTO | 400 | | 2003 | | F |
| | | A KVF 360 PRAIRIE (All Models) | 360 | 2003 | 2010 | F | | A YFM 400 4x4 Grizzly | 400 | | 2007 | 2008 | F |
| KEEWAY | | A Dragon 250 Quad | 250 | 2007 | 2009 | R | | A YFM 450 KODIAK | 450 | | 2003 | 2006 | F |
| MOTRON | | M KCV 50 | 50 | | | F | | A YFM 450 WOLVERINE (All models) | 450 | | 2006 | 2010 | F |
| PEUGEOT | | S New Vivacity 50cc /2T | 50 | 2008 | 2012 | F | | A YFM 450 Grizzly (All models) | 450 | | 2007 | 2010 | F |
| | | S New Vivacity 50cc /4T | 50 | 2008 | 2012 | F | | | | | | | |

For CROSS REFERENCES see pages 7000

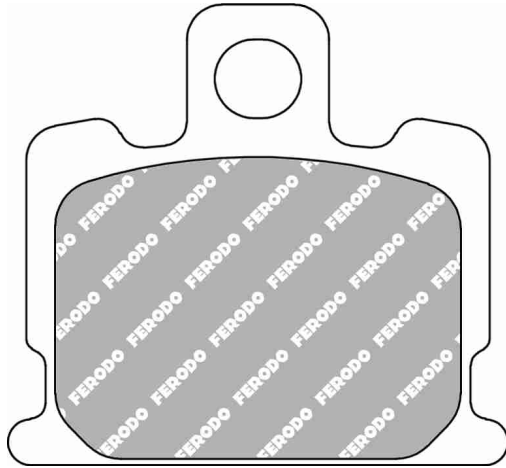
M = MOTORCYCLE
S = SCOOTER
A = ATV
Sn = SNOWMOBILE

FDB277

64.8 x 59.5 x 10.4 mm

MATERIAL AVAILABILITY

| P | PRP | AG | EF | SG | ST | SM | CP1 | XRAC |
|---|-----|----|----|----|----|----|-----|------|
| ✓ | | | | | | | | |



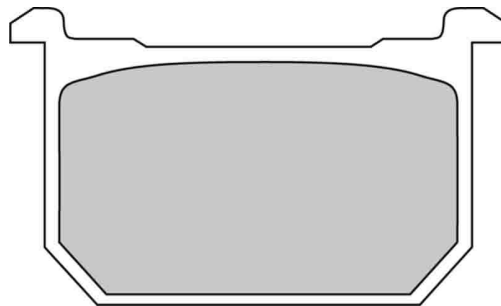
| YAMAHA | | | | | | | | | | | | | |
|--------|------------------|-----|----|------|------|--------------|---|-----------------------------|------|----|------|------|--------------|
| | | CC | KW | FROM | TO | FRONT / REAR | | | CC | KW | FROM | TO | FRONT / REAR |
| M | RD 50 MX | 50 | | 1981 | 1987 | F | M | RD 350 LC | 350 | | 1981 | 1982 | F |
| M | RD 80 MX | 80 | | 1981 | 1982 | F | M | XJ 550 | 550 | | 1981 | 1984 | F |
| M | RD 80 AIR COOLED | 80 | | 1981 | 1982 | F | M | XJ 750 | 750 | | 1982 | 1984 | F |
| M | RX 80 SE | 80 | | 1982 | | F | M | XV 1000 SE MIDNIGHT SPECIAL | 1000 | | 1983 | | F |
| M | RD 250 LC | 250 | | 1981 | 1983 | F | M | XS 1100 S | 1100 | | 1981 | | F |

FDB298

68.0 x 41.0 x 9.6 mm

MATERIAL AVAILABILITY


| P | PRP | AG | EF | SG | ST | SM | CP1 | XRAC |
|---|-----|----|----|----|----|----|-----|------|
| ✓ | | | | | | | | |




| ALSO AVAILABLE | | |
|----------------|--------|-------|
| SHAPE | TH. MM | NOTES |
| FDB299 | 8.2 | |

| KAWASAKI | | | | | | | | | | | | | |
|----------|-----------------------|-----|----|------|------|--------------|---|-------------------|-----|----|------|------|--------------|
| | | CC | KW | FROM | TO | FRONT / REAR | | | CC | KW | FROM | TO | FRONT / REAR |
| M | Z 250 A3 | 250 | | 1981 | 1983 | F | M | Z 550 GP | 550 | | 1984 | | R |
| M | Z 250 J1 | 250 | | 1981 | 1983 | F | M | GT 750 | 750 | | 1985 | 1996 | R |
| M | GPZ 400 | 400 | | 1983 | 1984 | R | M | Z 750 SPORT | 750 | | 1984 | | R |
| M | Z 400 GP (M1) | 400 | | 1983 | | R | M | Z 750 E1 | 750 | | 1980 | | R |
| M | Z 440 C2 | 440 | | 1981 | | F | M | Z 750 H1 - H2 LTD | 750 | | 1980 | | R |
| M | Z 440 D5 LTD | 440 | | 1981 | 1983 | F | M | Z 750 LTD TWIN K1 | 750 | | 1983 | | F |
| M | Z 440 H1 - H2 | 440 | | 1981 | 1983 | F | M | Z 750 L1 - L3 | 750 | | 1981 | | R |
| M | Z 550 GP D1 - H1 - H2 | 550 | | 1981 | 1983 | R | M | Z 750 P1 | 750 | | 1981 | | R |

For CROSS REFERENCES see pages 7000

| | | CC | KW | FROM | TO | FRONT / REAR |
|--|----------------------|------|----|------|------|--------------|
|  | M Z 750 P2 SHAFT | 750 | | 1981 | | R |
| | M Z 750 P2 SHAFT GT | 750 | | 1981 | | R |
| | M Z 750 GP R1 | 750 | | 1982 | | F |
| | M KZ 1000 all models | 1000 | | 1982 | 1990 | F |
| | M KZ 1000 all models | 1000 | | 1982 | 1990 | R |
| | M Z 1000 LTD | 1000 | | 1981 | | R |

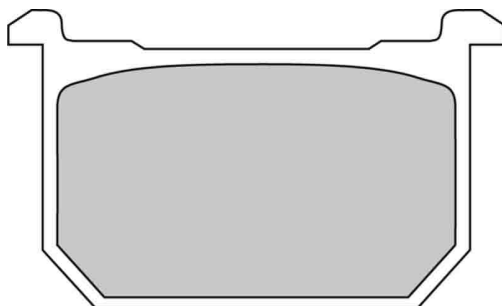
| | | CC | KW | FROM | TO | FRONT / REAR |
|--|----------------------------|------|----|------|------|--------------|
|  | M GPZ 1100 (ZX 1100 B1-B2) | 1100 | | 1982 | 1983 | F |
| | M GPZ 1100 (ZX 1100 B1-B2) | 1100 | | 1982 | 1983 | R |
| | M Z 1100 A1/3 - B1/2 - F1 | 1100 | | 1981 | 1983 | R |
| | M Z 1100 GP | 1100 | | 1981 | 1983 | R |
| | M Z 1100 ST | 1100 | | 1981 | 1983 | R |

FDB299

68.0 x 41.0 x 8.2 mm


MATERIAL AVAILABILITY


| P | PRP | AG | EF | SG | ST | SM | CP1 | XRAC |
|---|-----|----|----|----|----|----|-----|------|
| ✓ | | | | | | | | |



ALSO AVAILABLE

| SHAPE | TH. MM | NOTES |
|--------|--------|-------|
| FDB298 | 9.6 | |

| | | CC | KW | FROM | TO | FRONT / REAR |
|---|--------------------------|-----|----|------|------|--------------|
|  | KAWASAKI | | | | | |
| | M GPZ 400 | 400 | | 1983 | 1984 | F |
| | M Z 400 GP (M1) | 400 | | 1983 | | F |
| | M Z 400 J2 - J3 | 400 | | 1981 | 1983 | F |
| | M Z 550 A3 - C1 - C2 LTD | 550 | | 1980 | | F |
| | M Z 550 GP D1 - H1 - H2 | 550 | | 1981 | 1983 | F |
| | M Z 550 GP | 550 | | 1984 | | F |
| | M Z 650 F2 - F4 | 650 | | 1980 | 1983 | F |
| | M GT 750 | 750 | | 1985 | 1996 | F |
| | M Z 750 SPORT | 750 | | 1984 | | F |
| | M Z 750 E1 | 750 | | 1980 | | F |
| | M Z 750 H1 - H2 LTD | 750 | | 1980 | | F |
| | M Z 750 L1 - L3 | 750 | | 1981 | | F |

| | | CC | KW | FROM | TO | FRONT / REAR |
|---|---------------------------|------|----|------|------|--------------|
|  | M Z 750 P1 | 750 | | 1981 | | F |
| | M Z 750 P2 SHAFT | 750 | | 1981 | | F |
| | M Z 750 P2 SHAFT GT | 750 | | 1981 | | F |
| | M Z 750 GP R1 | 750 | | 1982 | | F |
| | M Z 750 Y1 LTD | 750 | | 1982 | | F |
| | M Z 1000 LTD | 1000 | | 1981 | | F |
| | M Z 1100 SPECTRE - LTD | 1100 | | 1981 | 1983 | F |
| | M Z 1100 SPECTRE - LTD | 1100 | | 1981 | 1983 | R |
| | M Z 1100 A1/3 - B1/2 - F1 | 1100 | | 1981 | 1983 | F |
| | M Z 1100 GP | 1100 | | 1981 | 1983 | F |
| | M Z 1100 ST | 1100 | | 1981 | 1983 | F |

For CROSS REFERENCES see pages 7000

M = MOTORCYCLE
S = SCOOTER
A = ATV
Sn = SNOWMOBILE

FERODO
MOTORCYCLE PADS
Updated on 17th Oct 2017

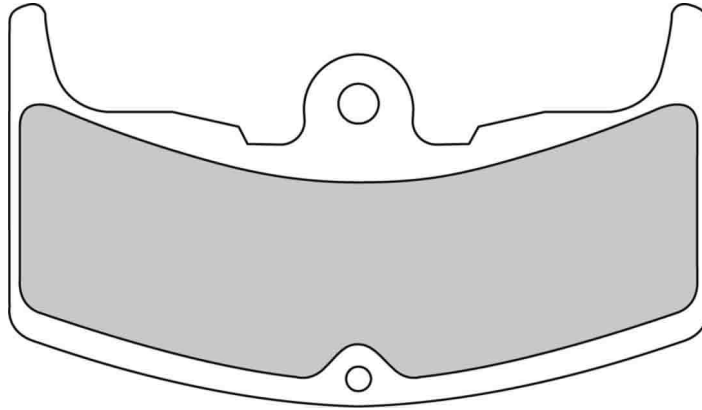
4027



FDB310

92.0 x 53.0 x 8.4 mm

MATERIAL AVAILABILITY

| P | PRP | AG | EF | SG | ST | SM | CP1 | XRAC |
|---|-----|----|----|----|----|----|-----|------|
| ✓ | | | | | | | | |



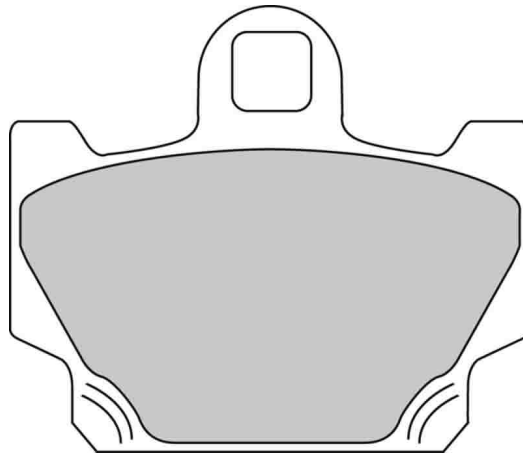
|  | | | | | |  | | | | | | | |
|---|---|-----|----|------|------|---|---|-----|-----|----|------|------|------------|
| | | CC | KW | FROM | TO | FRONT REAR | | | CC | KW | FROM | TO | FRONT REAR |
| HONDA | M | 250 | | 1988 | | F | M | 550 | 550 | | 1982 | 1984 | F |
| | M | 250 | | 1982 | 1987 | F | M | 550 | 550 | | 1982 | 1984 | R |
| | M | 250 | | 1983 | 1984 | F | M | 650 | 650 | | | | F |
| | M | 250 | | 1983 | | F | M | 650 | 650 | | | | R |
| | M | 500 | | 1983 | | F | | | | | | | |



FDB311

67.8 x 58.7 x 8.4 mm

MATERIAL AVAILABILITY

| P | PRP | AG | EF | SG | ST | SM | CP1 | XRAC |
|---|-----|----|----|----|----|----|-----|------|
| ✓ | | | | | | | | |



|  | | | | | |  | | | | | | | |
|---|---|-----|----|------|------|---|---|-----|-----|----|------|------|------------|
| | | CC | KW | FROM | TO | FRONT REAR | | | CC | KW | FROM | TO | FRONT REAR |
| YAMAHA | M | 80 | | 1982 | | F | M | 400 | 400 | | 1982 | | F |
| | M | 80 | | 1982 | | F | M | 400 | 400 | | 1982 | | F |
| | M | 125 | | 1982 | 1984 | F | M | 500 | 500 | | 1983 | | F |
| | M | 125 | | 1993 | 1996 | F | M | 550 | 550 | | 1982 | 1984 | F |
| | M | 240 | | 1991 | 1992 | F | M | 550 | 550 | | 1984 | 1986 | F |
| | M | 240 | | 1992 | 2000 | F | M | 600 | 600 | | 1985 | 1988 | F |
| | M | 250 | | 1990 | 1994 | F | M | 600 | 600 | | 1984 | 1985 | F |
| | M | 250 | | 1993 | 1994 | F | M | 600 | 600 | | 1983 | 1984 | F |
| | M | 350 | | 1983 | 1984 | F | M | 650 | 650 | | 1983 | | F |
| | M | 350 | | 1985 | | F | | | | | | | |

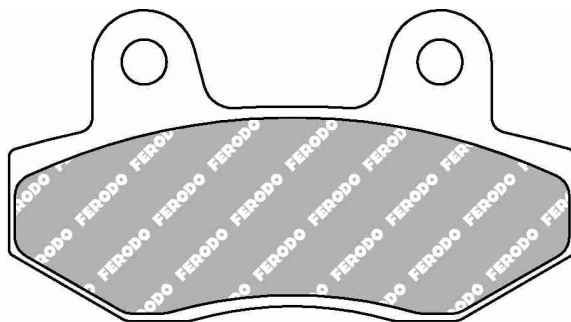
For CROSS REFERENCES see pages 7000

FDB312

76.5 x 42.2 x 6.8 mm

MATERIAL AVAILABILITY

| P | PRP | AG | EF | SG | ST | SM | CP1 | XRAC |
|---|-----|----|----|----|----|----|-----|------|
| ✓ | | | ✓ | | ✓ | | | |



| | | CC | KW | FROM | TO | FRONT / REAR | | | CC | KW | FROM | TO | FRONT / REAR |
|---------|------------------------------|-----|----|------|------|--------------|--|---------------------|---------------------------------------|------|------|------|--------------|
| AKT | M AK 110 | 110 | | | | F | | | M GV 650 (EFI) | 650 | 2007 | 2012 | F |
| | M AK 125 S | 125 | | | | F | | | M GV 650 (EFI) | 650 | 2007 | 2012 | R |
| | M AK 125 SL | 125 | | | | F | | | M GV 650 Progress | 650 | 2012 | | F |
| | M AK 125 TT | 125 | | | | F | | | M GV 650 Progress | 650 | 2012 | | R |
| BETA | M R 150 (Minicross /4T/49cc) | 50 | | 2010 | 2012 | F | | | M ST7 | 678 | 2010 | | R |
| CFMOTO | S CF 250 T - 6A (Scooter) | 250 | | 2012 | | F | | | M ST7-Deluxe | 678 | 2012 | | R |
| DAELIM | M CITY ACE 110 | 110 | | 2003 | | F | | | M GV 700 C | 700 | 2006 | 2009 | F |
| HONDA | M MBX 50 SD - SF | 50 | | 1983 | | F | | | M GV 700 C | 700 | 2006 | 2009 | R |
| | M NSR 50 (Spain) | 50 | | | | F | | | M GV 700 AQUILA | 700 | 2010 | | R |
| | M NSR 50 | 50 | | 1993 | 1994 | F | | | M GV 1000 | 1000 | 2004 | | F |
| | M NSR 75 (FII) | 75 | | 1988 | | F | | ITALJET | M GRIFON 650 | 650 | 2007 | | F |
| | M MBX 80 DX | 80 | | 1982 | | F | | JONWAY | S YY 50 QT-6 (2T) Agility | 50 | 2007 | 2009 | F |
| | M MBX 80 | 80 | | 1982 | | F | | | S YY 50 QT-6 (4T) Agility | 50 | 2007 | 2009 | F |
| | M MBX 80 (ESPANA) | 80 | | 1984 | | F | | | S YY 50 QT-10 (2T) Viper | 50 | 2007 | 2009 | F |
| | M MBX 80 VOLLUERKLEIDUNG | 80 | | 1985 | | F | | | S YY 50 QT-10 (4T) Viper | 50 | 2007 | 2009 | F |
| | M NSR 80 R | 80 | | 1987 | 1992 | F | | | S YY 50 QT-28 (2T) Raptor | 50 | 2007 | 2009 | F |
| | S CH 125 ELITE/SPACY | 125 | | 1998 | | F | | | S YY 50 QT-28 (4T) Raptor | 50 | 2007 | 2009 | F |
| | M FS 125 Sonic | 125 | | 2003 | 2004 | F | | | S YY 80 QT-6 (4T) Agility | 80 | 2007 | 2009 | F |
| | M MBX 125 RWB | 125 | | 1984 | 1986 | F | | | S YY 150 T-19 | 150 | 2008 | 2009 | F |
| | M REBEL 250 | 250 | | 1986 | | F | | | S YY 150 T-19 | 150 | 2008 | 2009 | R |
| HYOSUNG | M COMET 125 | 125 | | 2004 | | F | | | S YY 250 T-19 | 250 | 2008 | 2009 | F |
| | M COMET 125 | 125 | | 2004 | | R | | | S YY 250 T-19 | 250 | 2008 | 2009 | R |
| | M GT 125 Naked | 125 | | 2004 | | F | | KEEWAY | S Agora 50 (2T/4T) | 50 | 2010 | | F |
| | M GT 125 Naked | 125 | | 2004 | | R | | | S 50 Zahara (2T/4T) | 50 | 2013 | | F |
| | M GT 125 R | 125 | | 2006 | | F | | | S 110 Kee | 110 | 2012 | | F |
| | M GT 125 R | 125 | | 2006 | | R | | | S 125 Link | 125 | 2013 | | F |
| | M GT 125 RC | 125 | | 2016 | | F | | | S 125 Link | 125 | 2013 | | R |
| | M GT 125 RC | 125 | | 2016 | | R | | | S RKS 125 | 125 | 2010 | 2011 | F |
| | M GV 125 AQUILA | 125 | | 2001 | | F | | | M 125 Strike | 125 | 2013 | | F |
| | M GV 125 | 125 | | 2005 | | F | | | S 125 Zahara (2T/4T) | 125 | 2013 | | F |
| | M RT 125 KARION | 125 | | 2002 | 2006 | F | | | S 150 Link | 150 | 2013 | | F |
| | M RT 125 D KARION | 125 | | 2007 | | F | | | S 150 Link | 150 | 2013 | | R |
| | M RX 125 | 125 | | 2001 | 2007 | F | | | M 150 Strike | 150 | 2013 | | F |
| | M RX 125 SM | 125 | | 2007 | | F | | | S 200 Link | 200 | 2013 | | F |
| | M RX 125 SM | 125 | | 2007 | | R | | | S 200 Link | 200 | 2013 | | R |
| | M XRX 125 OFFROAD | 125 | | 1999 | | F | | KSR MOTO BY GENERIC | S Vertigo 125 | 125 | 2013 | | F |
| | M GT COMET 250 (Naked) | 250 | | 2004 | 2005 | F | | KYMC0 | S ACTIV 50 SR | 50 | 2008 | 2011 | F |
| | M GT COMET 250 (Naked) | 250 | | 2004 | 2005 | R | | | S JETIX 50 | 50 | 2010 | 2010 | F |
| | M GT 250 R (Carbs) | 250 | | 2005 | 2007 | F | | | S NEXXON 50 | 50 | 2008 | 2009 | F |
| | M GT 250 R (Carbs) | 250 | | 2005 | 2007 | R | | | S NEXXON 50 | 50 | 2008 | 2009 | R |
| | M GT 250 (Naked) | 250 | | 2006 | 2012 | F | | | S JETIX 125 | 125 | 2010 | 2010 | F |
| | M GT 250 (Naked) | 250 | | 2006 | 2012 | R | | | S NEXXON 125 | 125 | 2007 | 2008 | F |
| | M GT 250 R (Inj) | 250 | | 2008 | 2013 | F | | | S NEXXON 125 | 125 | 2007 | 2008 | R |
| | M GT 250 R (Inj) | 250 | | 2008 | 2013 | R | | | M PULSAR 125 | 125 | 1999 | 2013 | F |
| | M GT 250 i (Naked) | 250 | | 2013 | | F | | | M STRAIGHT 150 | 150 | 2008 | | F |
| | M GT 250 R (Inj) | 250 | | 2014 | | F | | | M STRAIGHT 150 | 150 | 2008 | | R |
| | M GT 250 P | 250 | | 2015 | | F | | LAMBRETTA | S 50 N Pato | 50 | 2008 | 2010 | F |
| | M GV 250 AQUILA | 250 | | 2004 | 2007 | F | | | S 50 N Pato | 50 | 2008 | 2010 | R |
| | M GV 250 | 250 | | 2008 | | F | | | S 125 N Pato | 125 | 2008 | 2010 | F |
| | M GT 650 COMET (Naked) | 650 | | 2004 | 2008 | F | | | S 125 N Pato | 125 | 2008 | 2010 | F |
| | M GT 650 COMET (Naked) | 650 | | 2004 | 2008 | R | | | S 151 N Pato | 150 | 2008 | 2010 | F |
| | M GT 650 S | 650 | | 2005 | 2008 | F | | | S 151 N Pato | 150 | 2008 | 2010 | R |
| | M GT 650 S | 650 | | 2005 | 2008 | R | | PEUGEOT | S Speedfight 3 - RS (50cc L/C - 2T) | 50 | 2009 | 2012 | F |
| | M GT 650 R | 650 | | 2007 | 2008 | F | | | S Speedfight 3 (50cc A/C - 2T) | 50 | 2009 | 2012 | F |
| | M GT 650 R | 650 | | 2007 | 2008 | R | | | S Speedfight 3 (50cc L/C - 2T) | 50 | 2009 | 2012 | F |
| | M GT 650 i R | 650 | | 2009 | 2013 | R | | | S Speedfight 3 - RS (50cc - A/C - 2T) | 50 | 2010 | 2012 | F |
| | M GT 650 (Naked) | 650 | | 2009 | 2011 | R | | | S Speedfight 4 LC (50cc 2T) | 50 | 2015 | | F |
| | M GT 650 i (Naked) | 650 | | 2012 | | R | | | S Speedfight 4 LC (50cc 4T) | 50 | 2015 | | F |
| | M GV 650 AQUILA (Carb) | 650 | | 2004 | 2006 | F | | | S Speedfight 4 AC (50cc 2T) | 50 | 2015 | | F |

For CROSS REFERENCES see pages 7000

M = MOTORCYCLE
S = SCOOTER
A = ATV
Sn = SNOWMOBILE

| | | CC | KW | FROM | TO | FRONT / REAR |
|--------|-----------------------------|-----|----|------|------|--------------|
| | S Speedfight 4 AC (50cc 4T) | 50 | | 2015 | | F |
| | S Speedfight 125 | 125 | | 2013 | | F |
| SINNIS | S Nitro 50 (2T) | 50 | | 2009 | 2010 | F |

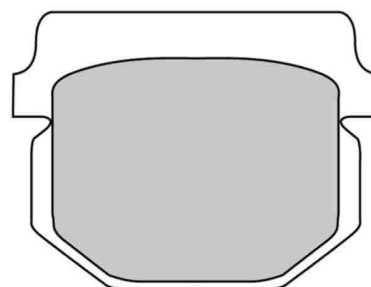
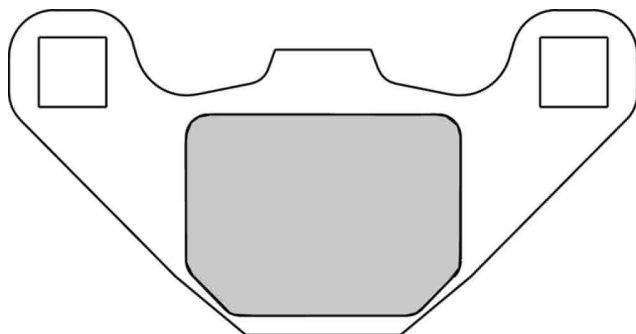
| | | CC | KW | FROM | TO | FRONT / REAR |
|--|--------------------------|-----|----|------|------|--------------|
| | S Strike 50 (2T) | 50 | | 2009 | 2010 | F |
| | S WY 125 T-56A Nitro 125 | 125 | | 2009 | 2010 | F |

FDB313

85.0 x 43.0 x 6.9 mm / 48.0 x 37.0 x 9.1 mm

MATERIAL AVAILABILITY

| P | PRP | AG | EF | SG | ST | SM | CP1 | XRAC |
|---|-----|----|----|----|----|----|-----|------|
| ✓ | | ✓ | ✓ | ✓ | | | | |



| | | CC | KW | FROM | TO | FRONT / REAR |
|----------------|---------------------------------------|-----|----|------|------|--------------|
| ADLY | S Cat 50 | 50 | | 1998 | | F |
| | S G-Shock 50 | 50 | | 1998 | | F |
| | S Super Sonic 50 | 50 | | 2000 | | F |
| | S Thunderbike 50 | 50 | | 1997 | | F |
| | S Cat 100 | 100 | | 1998 | | F |
| | S G-Shock 100 | 100 | | 1998 | | F |
| | S Cat 125 | 125 | | 1998 | | F |
| ADLY ATV | A Interceptor 300 | 300 | | 2006 | | F |
| | A Interceptor 300 | 300 | | 2006 | | R |
| | A 300 Utility | 300 | | 2006 | | F |
| | A 300 Utility | 300 | | 2006 | | R |
| APRILIA | M RS4 50 (JJ caliper) | 50 | | 2011 | | R |
| | M SX 50 Ltd. | 50 | | 2014 | | R |
| | M RS | 125 | | 2017 | | R |
| | M RS4 125 4T (JJ caliper) | 125 | | 2011 | | R |
| | M RS4 125 4T SBK Replica (JJ caliper) | 125 | | 2015 | | R |
| | M TUONO 125 4T | 125 | | 2017 | | R |
| BOMBARDIER ATV | A RALLY 200 | 200 | | 2003 | 2007 | F |
| CAN AM ATV | A DS 90 X (2x4/4T) | 90 | | 2008 | 2010 | F |
| | A DS 90 X (2x4/4T) | 90 | | 2008 | 2010 | R |
| | A Rally 200 | 200 | | 2007 | | F |
| CPI | M HUSSAR 50 | 50 | | 2001 | 2002 | F |
| DINLI ATV | A Diamond Back 90 | 90 | | 2006 | | R |
| E-TON ATV | A BXL-50 Draco | 50 | | 2005 | 2006 | R |
| | A Viper 50 Mini RXL 50 M (4T) | 50 | | 2003 | 2007 | R |
| | A Viper 50 RXL 50 | 50 | | 2003 | 2007 | R |
| | A Viper 70 RLX 70/70M (2T/4T) | 70 | | 2005 | 2009 | R |
| | A RXL 90 Viper 90 | 90 | | 2003 | 2006 | R |
| | A RXL 90 R Viper 90 R Reverse (2T/4T) | 90 | | 2003 | 2009 | R |
| | A BXL 100 Draco | 100 | | 2005 | 2006 | R |
| | A Yukon ELX 150 | 150 | | 2005 | 2006 | F |
| | A Viper EXL 150 ST Quad | 150 | | 2005 | 2006 | F |
| | A Vector VXL 250 ST Quad | 250 | | 2006 | 2009 | F |
| | A Vector VXL 250 ST Quad | 250 | | 2006 | 2009 | R |
| HONDA | M MB 80 | 80 | | 1980 | | F |
| | M MCX 80 all models | 80 | | 1982 | 1984 | F |
| HYOSUNG | M AVANTI 50 | 50 | | 1999 | | F |
| | M RUSH 50 | 50 | | 1997 | | F |
| | M SENSE 50 | 50 | | 1998 | | F |
| | M SF 50 / RALLY / RACING | 50 | | 1999 | | F |
| | M SUPER CAB 50 | 50 | | 1995 | 1997 | F |
| | M SUPER CAB 50 PLUS | 50 | | 1998 | | F |
| | M CAB 100 | 100 | | 1998 | | F |
| | M KR 110 MASTER | 110 | | 2004 | | F |
| | M MIDAS 110 PLUS | 110 | | 1998 | | F |
| | M KE 125-2 | 125 | | 2016 | | F |

| | | CC | KW | FROM | TO | FRONT / REAR |
|---------------------|---------------------------------------|-----|----|------|------|--------------|
| KAWASAKI | M AR 50 | 50 | | 1981 | 1995 | F |
| | M KMX 50 | 50 | | 1988 | | F |
| | M KSR 50 I/II | 50 | | 1990 | 1991 | F |
| | M AR 80 | 80 | | 1981 | 1982 | F |
| | M KD 80 | 80 | | 1988 | 1990 | F |
| | M KX 80 E2 | 80 | | 1984 | 1986 | F |
| | M KX 80 R3 | 80 | | 1993 | 1996 | F |
| | M KX 80 S1 - V1 | 80 | | 1988 | 1991 | F |
| | M KX 100 | 100 | | 1988 | 1991 | F |
| | M KDX 125 A1 | 125 | | 1990 | 1994 | F |
| | M KMX 125 | 125 | | 1986 | 1998 | F |
| | M KX 125 B1 | 125 | | 1981 | | F |
| | M KMX 200 | 200 | | 1988 | 1992 | F |
| | M KX 250 B1 | 250 | | 1982 | | F |
| KAWASAKI 3 WHEELERS | A KXT 250 TECATE | 250 | | 1984 | 2000 | R |
| KAWASAKI ATV | A KXF 250 Tecate | 250 | | 1989 | | R |
| KEEWAY | S F-Act 50 EVO (2T) | 50 | | 2009 | | R |
| | S Flash 50 | 50 | | 2007 | 2009 | F |
| | S Hurricane 50 | 50 | | 2007 | | F |
| | S Hurricane 50-Base | 50 | | 2007 | | F |
| | S Pixel 50 | 50 | | 2008 | 2012 | F |
| | S Matrix 125 | 125 | | 2006 | 2007 | F |
| | A Dragon 250 Quad | 250 | | 2007 | 2009 | F |
| | S 350i Index | 350 | | 2013 | | R |
| KSR MOTO BY GENERIC | S Jump 50 (2T) | 50 | | 2012 | | F |
| MALAGUTI | M CENTRO 50 4T / SL 4T | 50 | | 2008 | | F |
| PEUGEOT | M BUXI RS 50 | 50 | | 1994 | 1997 | F |
| | S Kisbee 50 (4T) | 50 | | 2010 | 2012 | F |
| | S Kisbee RS 50 (4T) | 50 | | 2010 | 2012 | F |
| | S Kisbee 50 (2T) | 50 | | 2010 | 2012 | F |
| | S Kisbee RS 50 (2T) | 50 | | 2010 | 2012 | F |
| | M SPEEDFIGHT 50 M (Heng-Tong caliper) | 50 | | 1997 | | F |
| | M SQUAB 50 (Heng-Tong caliper) | 50 | | 1996 | 2001 | F |
| | M TREKKER 50 ROAD | 50 | | 1997 | | F |
| | S Vivacity 2 50 | 50 | | 2008 | 2011 | F |
| | S Kisbee 100 (K3) | 100 | | 2013 | | F |
| | S Metropolis RS Parking Brake | 400 | | 2014 | | R |
| | S Metropolis SPORT Parking Brake | 400 | | 2014 | | R |
| | S Metropolis GT Connect Parking Brake | 400 | | 2015 | | R |
| PGO | M COMET 50 | 50 | | 1991 | | F |
| | M GALAXI 50 | 50 | | 1992 | | F |
| | S Mega 50 | 50 | | 1994 | | F |
| | M PS 50 | 50 | | 1993 | | F |
| | M GALAXI 90 | 90 | | 1992 | | F |
| PGO ATV | A X Rider 50 | 50 | | 2004 | 2005 | R |
| | A XL-Rider 50 | 50 | | 2007 | 2008 | R |

For CROSS REFERENCES see pages 7000

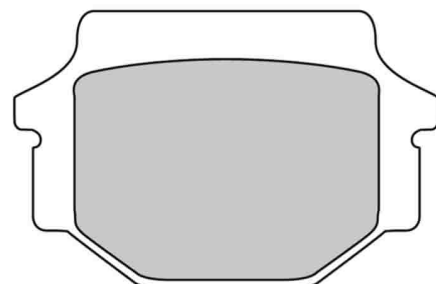
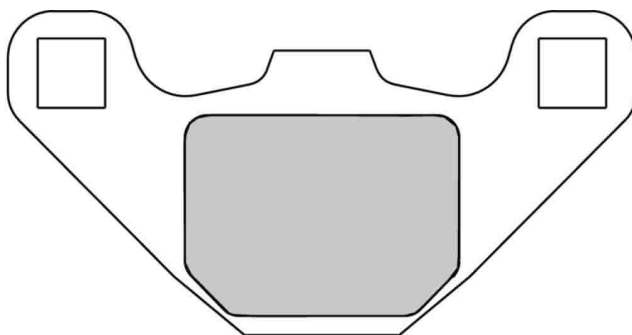
| | | CC | KW | FROM | TO | FRONT / REAR | | | CC | KW | FROM | TO | FRONT / REAR |
|-------------|-----------------------------------|------|----|------|------|--------------|------------|---|-----|----|------|------|--------------|
| | A X Rider 90 | 90 | | 2004 | 2005 | R | | S 303RHawk/Laser (50cc) | 50 | | 2004 | | F |
| | A X Rider 110 | 110 | | 2004 | 2005 | R | | S F409Cruise 50/125 | 50 | | 2002 | 2005 | F |
| | A X Rider 150 | 150 | | 2004 | 2005 | R | | S R50 X Bullet | 50 | | 2006 | 2010 | R |
| PIAGGIO | M NGR 50 POWER DT | 50 | | 2005 | 2007 | F | | S R50 X Bullet | 50 | | 2010 | | R |
| | M NGR 50 POWER DD / Silver Bullet | 50 | | 2005 | | F | | S Bullet 2 50 (2T) | 50 | | 2011 | 2012 | F |
| | M NRG 50 Power Pure Jet | 50 | | 2004 | 2010 | F | | S Bullet 50 RR (2T) | 50 | | 2011 | 2012 | F |
| | M NRG 50 Power DD | 50 | | 2005 | 2013 | F | | S Bullet 50 RR (2T) | 50 | | 2011 | 2012 | R |
| | M NRG 50 Power DT | 50 | | 2005 | 2013 | F | | S Bullet 50 RS (2T) | 50 | | 2011 | 2012 | F |
| | M NRG 50 Silver Bullet | 50 | | 2010 | 2010 | F | | S Bullet 50 RS (2T) | 50 | | 2011 | 2012 | R |
| POLARIS ATV | A PHOENIX 200 (Rear drum model) | 200 | | 2005 | 2010 | F | | S City50cc (2T) | 50 | | 2007 | 2008 | F |
| | A Phoenix 200 (Rear disc model) | 200 | | 2005 | 2008 | F | | S City50cc (4T) | 50 | | 2007 | 2011 | F |
| | A Phoenix 200 (Rear disc model) | 200 | | 2005 | 2008 | R | | S Delivery/Express50 (From F/E No 609100) | 50 | | 2006 | 2012 | F |
| | A SAWTOOTH 200 (Rear drum model) | 200 | | 2006 | | F | | S HighWheel 50 | 50 | | 2002 | 2003 | F |
| | A Sawtooth 200 (Rear disc model) | 200 | | 2006 | | F | | S TapoRR 50 (2T) | 50 | | 2010 | 2012 | F |
| | A Sawtooth 200 (Rear disc model) | 200 | | 2006 | | R | | S TapoRS 50 (2T) | 50 | | 2010 | 2012 | F |
| QUADZILLA | A ZR 50 | 50 | | 2007 | 2009 | R | | S Trigger50 | 50 | | 2002 | 2003 | F |
| SHERCO | M 50 SE-R | 50 | | 2014 | | F | | S XRace 50 (2T) | 50 | | 2011 | 2012 | F |
| | M 50 SE-R | 50 | | 2014 | | R | | S 204Classic (125cc) | 125 | | 2003 | 2004 | F |
| | M 50 SM-R | 50 | | 2014 | | F | | S 303Revolution (125cc) | 125 | | 2002 | 2003 | F |
| | M 50 SM-R | 50 | | 2014 | | R | | S F409Cruise 125 | 125 | | 2002 | 2005 | F |
| | M X-Ride125 | 125 | | 2012 | | F | | S R125 X Bullet | 125 | | 2008 | 2009 | R |
| | M X-Ride125 | 125 | | 2012 | | R | | S R125 X Bullet | 125 | | 2010 | | R |
| | M X-Ride 290 | 290 | | 2012 | | F | TGB ATV | A Hornet 50 Quad | 50 | | 2004 | 2005 | R |
| | M X-Ride 290 | 290 | | 2012 | | R | | A Hornet 90 Quad | 90 | | 2004 | 2005 | R |
| SUZUKI | M ADRESS 50 | 50 | | 1992 | 1995 | F | | A 250Blade/Congo ATV | 250 | | 2006 | 2007 | R |
| | M SEPIA 50 | 50 | | 1992 | 1995 | F | | A Blade325 Quad (4x2) | 325 | | 2007 | 2011 | F |
| | M SEPIA AU 50 ZZ | 50 | | 1996 | 1998 | F | | A Blade325 LE Quad (4x2) | 325 | | 2008 | 2010 | F |
| | M TUNE 50 | 50 | | 1993 | 1995 | F | | A Blade325 SL Quad (4x2) | 325 | | 2011 | 2012 | F |
| | M ZZ 50 | 50 | | 1992 | 1995 | F | | A Target325 (4X2) | 325 | | 2009 | 2012 | F |
| | M LIDO 75 | 75 | | 1989 | | F | | A Target400 (4X2) | 400 | | 2009 | 2010 | F |
| | M AH 80 | 80 | | 1992 | 1994 | F | | A Target425 (4X4) | 425 | | 2009 | 2011 | F |
| | M RM 80 X | 80 | | 1986 | 1989 | F | | A Blade460 R Target | 460 | | 2012 | | F |
| | M RM 80 L/M | 80 | | 1990 | 1994 | F | | A Target500 (4X2) | 500 | | 2009 | 2010 | F |
| | M RM 80 L/M | 80 | | 1990 | 1994 | R | | A Target525 (4X4) | 525 | | 2009 | 2011 | F |
| | M RM 80 XT- XV - X | 80 | | 1996 | 2001 | R | TM | M 80 Minicross/Junior | 80 | | 1996 | 2000 | F |
| | M RM 85 L | 85 | | 2002 | 2004 | R | | M 85 Minicross/Junior | 85 | | 1996 | 2000 | F |
| | M ADRESS 100 V | 100 | | 1992 | 1996 | F | UM ATV | A Moontrax 50 R | 50 | | 2003 | 2006 | R |
| | M LIDO 125 VARIO | 125 | | 1990 | 1993 | F | | A Earthlander 90 R | 90 | | 2005 | 2006 | R |
| | M GV 1400 | 1400 | | 1985 | 1986 | R | | A Moontrax 90 R | 90 | | 2003 | 2006 | R |
| TGB | M 203 TRIGGER 50 | 50 | | 2002 | | F | | A Earthlander 200 | 200 | | 2005 | 2006 | R |
| | S 303Revolution (50cc) | 50 | | 2002 | 2003 | F | YAMAHA ATV | A YFM 90 R Raptor (No Rear Parking Brake) | 90 | | 2009 | 2009 | R |

FDB314

85.0 x 43.0 x 7.7 mm / 56.0 x 37.0 x 10.0 mm

MATERIAL AVAILABILITY

| P | PRP | AG | EF | SG | ST | SM | CP1 | XRAC |
|---|-----|----|----|----|----|----|-----|------|
| ✓ | | | ✓ | ✓ | ✓ | | | |





| | | CC | KW | FROM | TO | FRONT / REAR | | | CC | KW | FROM | TO | FRONT / REAR |
|---------|-------------------|-----|----|------|------|--------------|----------|---|------|----|------|------|--------------|
| ALFER | M AR 250 | 250 | | 1992 | 1992 | R | BUELL | M M2 Cyclone, S1 Lightning, S2-S3 Thunderbolt | 1200 | | 1994 | 1997 | R |
| | M AR 250 | 250 | | 1993 | | R | GASGAS | M ENDURCROSS 80 | 80 | | 1994 | | R |
| | M VR 250 | 250 | | 1994 | | R | | M ENDURCROSS 125 | 125 | | 1994 | | R |
| APRILIA | M RX 125 | 125 | | 2008 | 2013 | R | | M CROSS 250 | 250 | | 1995 | | R |
| | M TUAREG 350 WIND | 350 | | 1989 | | R | HUSABERG | M MC 350 | 350 | | 1991 | 1993 | R |
| | M TUAREG 350 WIND | 350 | | 1990 | | R | | M 500 all models | 500 | | 1991 | 1992 | R |
| | M TUAREG 600 WIND | 600 | 34 | 1988 | 1990 | F | | M 500 all models | 500 | | 1993 | 1995 | R |
| | M TUAREG 600 WIND | 600 | 34 | 1988 | 1990 | R | | M 501 ENDURO | 500 | | 1992 | 1993 | R |

For CROSS REFERENCES see pages 7000

M = MOTORCYCLE
S = SCOOTER
A = ATV
Sn = SNOWMOBILE

FERODO
MOTORCYCLE PADS
Updated on 17th Oct 2017


4031



| | | CC | KW | FROM | TO | FRONT REAR | | | CC | KW | FROM | TO | FRONT REAR |
|--|----------------------------|-----|----|------|------|---------------|---|-----------------------------------|-----|----|------|------|---------------|
|  | | | | | | | | | | | | | |
| | M EF 600 E (Quad) | 600 | | 1998 | | R | | | | | | | |
| | M 600 ENDURO | 600 | | 1992 | 1993 | R | | | | | | | |
| HUSQVARNA | M CR 125 CROSS | 125 | | 1991 | 1995 | R | | | | | | | |
| | M WR 125 | 125 | | 1991 | 1997 | R | | | | | | | |
| | M WR 240 | 240 | | 1991 | | R | | | | | | | |
| | M CR 250 CROSS | 250 | | 1991 | 1995 | R | | | | | | | |
| | M WR 250 | 250 | | 1990 | 1991 | R | | | | | | | |
| | M WR 260 | 260 | | 1991 | | R | | | | | | | |
| | M TE 350 | 350 | | 1990 | 1995 | R | | | | | | | |
| | M TE 510 | 510 | | 1988 | 1990 | R | | | | | | | |
| KAWASAKI | M KSR 50 I/II | 50 | | 1990 | 1991 | R | | | | | | | |
| | M KX 80 H - K2 | 80 | | 1987 | 1987 | F | | | | | | | |
| | M KX 80 S1 - V1 | 80 | | 1992 | | R | | | | | | | |
| | M KH 100 G4 | 100 | | 1983 | | F | | | | | | | |
| | M AR 125 A1 - LC | 125 | | 1982 | 1994 | F | | | | | | | |
| | M KH 125 EX | 125 | | 1982 | 1983 | F | | | | | | | |
| | M KH 125 K2-4 - L1 | 125 | | 1982 | 1983 | F | | | | | | | |
| | M KMX 125 | 125 | | 1986 | 1998 | R | | | | | | | |
| | M KMX 125 | 125 | | 1999 | 2003 | R | | | | | | | |
| | M KX 125 | 125 | | 1986 | | F | | | | | | | |
| | M KX 125 | 125 | | 1986 | | R | | | | | | | |
| | M KX 125 B2 - C1 | 125 | | 1982 | 1985 | F | | | | | | | |
| | M KX 125 E2 - D1 - E2 | 125 | | 1987 | 1988 | R | | | | | | | |
| | M KDX 200 C1 | 200 | | 1986 | 1988 | F | | | | | | | |
| | M KDX 200 E1 | 200 | | 1989 | | F | | | | | | | |
| | M KMX 200 | 200 | | 1988 | 1992 | R | | | | | | | |
| | M Z 200 A6 | 200 | | 1983 | | F | | | | | | | |
| | M BJ 250 B1-B7A Estrella | 250 | | 1992 | 1999 | F | | | | | | | |
| | M BJ 250 B1-B7A Estrella | 250 | | 1992 | 1999 | R | | | | | | | |
| | M BJ 250 C1-C7 Estrella-RS | 250 | | 1999 | 2002 | F | | | | | | | |
| | M BJ 250 C1-C7 Estrella-RS | 250 | | 1999 | 2002 | R | | | | | | | |
| | M EX 250 H1 - H2 | 250 | | 1990 | | R | | | | | | | |
| | M GPZ 250 | 250 | | 1985 | | F | | | | | | | |
| | M KDX 250 BALIUS | 250 | | 1991 | 1993 | R | | | | | | | |
| | M KL 250 SUPER SHERPA | 250 | | 2000 | | R | | | | | | | |
| | M KLE 250 ANHELO | 250 | | 1993 | 1999 | R | | | | | | | |
| | M KLR 250 all models | 250 | | 1984 | 2000 | F | | | | | | | |
| | M KLX 250 H1 SUPER SHERPA | 250 | | 1998 | 1998 | R | | | | | | | |
| | M KMX 250 | 250 | | 1989 | | F | | | | | | | |
| | M KMX 250 | 250 | | 1989 | | R | | | | | | | |
| | M KX 250 | 250 | | 1986 | | F | | | | | | | |
| | M KX 250 | 250 | | 1986 | | R | | | | | | | |
| | M KX 250 C1 - C2 | 250 | | 1983 | 1985 | F | | | | | | | |
| | M KX 250 E1 - F1 | 250 | | 1987 | 1988 | R | | | | | | | |
| | M ZXR 250 | 250 | | 1989 | | R | | | | | | | |
| | M ZZR 250 (EX 250 H) | 250 | | 1990 | 1993 | R | | | | | | | |
| | M GPZ 305 A1 | 305 | | 1983 | 1996 | F | | | | | | | |
| | M GPZ 305 BELT DRIVE | 305 | | 1983 | 1996 | F | | | | | | | |
| | M GPZ 305 B2 - B3 | 305 | | 1983 | 1996 | F | | | | | | | |
| | M EX 4 400 | 400 | | 1995 | | R | | | | | | | |
| | M S GPX 400 | 400 | | 1985 | | F | | | | | | | |
| | M GPZ 400 | 400 | | 1985 | 1987 | F | | | | | | | |
| | M KLE 400 | 400 | | 1991 | | R | | | | | | | |
| | M LX 400 ELIMINATOR - SE | 400 | | 1990 | | F | | | | | | | |
| | M XANTUS 400 | 400 | | 1992 | | R | | | | | | | |
| | M Z 400 F2 | 400 | | 1985 | 1987 | F | | | | | | | |
| | M ZR 400 A1 - F | 400 | | 1983 | | F | | | | | | | |
| | M ZX 400 C2 | 400 | | 1985 | | F | | | | | | | |
| | M GPZ 500 S | 500 | | 1988 | | F | | | | | | | |
| | M GPZ 500 S | 500 | | 1989 | 1992 | F | | | | | | | |
| | M GPZ 500 S | 500 | | 1994 | 1997 | R | | | | | | | |
| | M KLE 500 | 500 | | 1991 | | R | | | | | | | |
| | M KX 500 | 500 | | 1986 | | F | | | | | | | |
| | M KX 500 | 500 | | 1986 | | R | | | | | | | |
| | M KX 500 A1 - A2 | 500 | | 1983 | 1985 | F | | | | | | | |
| | M KX 500 C1 | 500 | | 1987 | 1988 | R | | | | | | | |
| | M Z 500 F | 500 | | 1983 | | F | | | | | | | |
| | M ZR 500 A1 | 500 | | 1983 | | F | | | | | | | |
| | M Z 550 F | 550 | | 1983 | 1984 | F | | | | | | | |
| | M Z 550 GT - SPORT | 550 | | 1983 | | F | | | | | | | |
| | M Z 550 G1 SHAFT | 550 | | 1983 | | F | | | | | | | |
| | M ZR 550 A1 | 550 | | 1983 | 1984 | F | | | | | | | |
| | M S KLR 570 | 570 | | 1988 | | F | | | | | | | |
| | M KLE 600 | 600 | | 1992 | | R | | | | | | | |
| | M KLR 600 | 600 | | 1984 | 1988 | F | | | | | | | |
| | M KLR 600 ELECTRIC STARTER | 600 | | 1985 | | F | | | | | | | |
| | M KLR 600 S | 600 | | 1992 | | F | | | | | | | |
| | M KL 650 TENGAI | 650 | | 1989 | 1992 | R | | | | | | | |
| | M KLR 650 | 650 | | 1987 | 1994 | R | | | | | | | |
| | M KLR 650 | 650 | | 1995 | | R | | | | | | | |
|  | | | | | | | | | | | | | |
| | KAWASAKI 3 WHEELERS | | | | | | A | KXT 250 A2 / B1 TECATE | 250 | | 1985 | 1986 | F |
| | | | | | | | A | KXT 250 A2 / B1 TECATE | 250 | | 1985 | 1986 | R |
| | | | | | | | A | KXT 250 B2 TECATE | 250 | | 1987 | 2000 | F |
| | KAWASAKI ATV | | | | | | A | KLF 300 BAYOU B Series | 300 | | 1988 | 2004 | F |
| | KTM | | | | | | M | 125 | 125 | | 1989 | 1990 | F |
| | | | | | | | M | 125 | 125 | | 1989 | 1990 | R |
| | | | | | | | M | 250 | 250 | | 1989 | 1990 | F |
| | | | | | | | M | 250 | 250 | | 1989 | 1990 | R |
| | | | | | | | M | 350 | 350 | | 1989 | 1990 | F |
| | | | | | | | M | 350 | 350 | | 1989 | 1990 | R |
| | | | | | | | M | GS 350 4 STROKE | 350 | | 1993 | | R |
| | | | | | | | M | THE DUKE 400 | 400 | | 1994 | 1998 | R |
| | | | | | | | M | 500 | 500 | | 1989 | 1990 | F |
| | | | | | | | M | 500 | 500 | | 1989 | 1990 | R |
| | | | | | | | M | MX 600 | 600 | | 1992 | | R |
| | KYMCO | | | | | | S | VISA R | 50 | | 2011 | 2012 | F |
| | | | | | | | S | VISA R 110 | 110 | | 2011 | 2011 | F |
| | | | | | | | S | AGILITY CITY 125 R16 | 125 | 7 | 2008 | | R |
| | | | | | | | S | AGILITY 125 R16 + | 125 | 7 | 2015 | | R |
| | PEUGEOT | | | | | | S | City Star 125 Blue Line (AC/Carb) | 125 | | 2015 | | R |
| | | | | | | | S | DJANGO 125 (ALLURE) | 125 | | 2014 | | R |
| | | | | | | | S | DJANGO 125 (SPORT) | 125 | | 2014 | | R |
| | | | | | | | S | DJANGO 125 (EVASION) | 125 | | 2014 | | R |
| | | | | | | | S | DJANGO 150 (ALLURE) | 150 | | 2014 | | R |
| | | | | | | | S | DJANGO 150 (SPORT) | 150 | | 2014 | | R |
| | | | | | | | S | DJANGO 150 (EVASION) | 150 | | 2014 | | R |
| | QUADZILLA | | | | | | A | 300 e XLC Stinger | 300 | | 2007 | 2008 | F |
| | | | | | | | A | 300 e XLC Stinger | 300 | | 2007 | 2008 | R |
| | | | | | | | A | 300 e XLC | 300 | | 2007 | 2008 | F |
| | | | | | | | A | 300 e XLC | 300 | | 2007 | 2008 | R |
| | | | | | | | A | 300 E Stinger | 300 | | 2009 | 2011 | F |
| | | | | | | | A | 300 E Stinger | 300 | | 2009 | 2011 | R |
| | | | | | | | A | Jow 300 | 300 | | 2007 | 2008 | F |
| | | | | | | | A | Jow 300 | 300 | | 2007 | 2008 | R |
| | | | | | | | A | RL 300 Buggie | 300 | | 2009 | 2011 | F |
| | | | | | | | A | RL 300 Buggie | 300 | | 2009 | 2011 | R |
| | | | | | | | A | QZ 450 Sport | 450 | | 2008 | 2009 | F |
| | | | | | | | A | QZ 450 Sport | 450 | | 2008 | 2009 | R |
| | | | | | | | A | XLC 500 | 500 | | 2010 | 2011 | F |
| | | | | | | | A | XLC 500 | 500 | | 2010 | 2011 | R |
| | | | | | | | A | RS 7 4WD | 700 | | 2010 | 2011 | R |

FDB334

71.1 x 89.3 x 6.5 mm

| MATERIAL AVAILABILITY | | | | | | | | | |
|-----------------------|-----|----|----|----|----|----|-----|------|--|
| P | PRP | AG | EF | SG | ST | SM | CP1 | XRAC | |
| ✓ | ✗ | | | | | | | | |

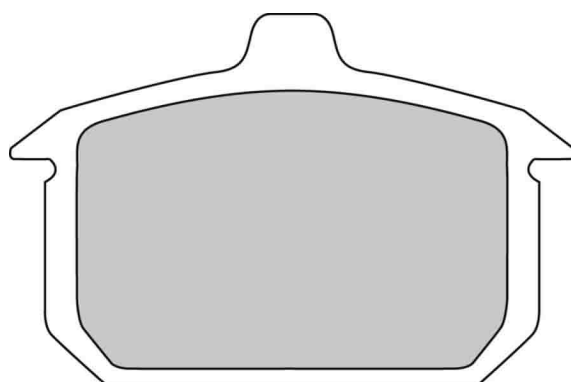


|  | | | | | |  | | | | | | | | | |
|--|---|----------------------|------|------|------|--|---|--|----|---------------------------------|------|----|--------------|------|---|
| | | CC | KW | FROM | TO | FRONT / REAR | | | CC | KW | FROM | TO | FRONT / REAR | | |
| HARLEY DAVIDSON | M | XLCR 1000 Cafe Racer | 1000 | | 1977 | 1978 | R | | M | XLS 1000 Roadster | 1000 | | 1979 | 1981 | R |
| | M | XLCH 1000 Sportster | 1000 | | 1978 | 1979 | R | | M | FLHT Electra Glide (all models) | 1340 | | 1983 | | F |
| | M | XLH 1000 Sportster | 1000 | | 1978 | 1981 | R | | M | FLT Tour Glide (all models) | 1340 | | 1980 | 1983 | F |

FDB335

75.0 x 49.0 x 11.9 mm

| MATERIAL AVAILABILITY | | | | | | | | | |
|-----------------------|-----|----|----|----|----|----|-----|------|--|
| P | PRP | AG | EF | SG | ST | SM | CP1 | XRAC | |
| ✓ | ✓ | | | | | | | | |



For CROSS REFERENCES see pages 7000

| | | CC | KW | FROM | TO | FRONT / REAR | |
|-----------------|---|-----------------------|------|------|------|--------------|---|
| HARLEY DAVIDSON | S | XL 883 EVO | 883 | | 1986 | 1987 | R |
| | M | XLX | 883 | | 1983 | | R |
| | M | XLX | 883 | | 1984 | 1985 | R |
| | M | XLH 1000 Sportster | 1000 | | 1982 | 1983 | R |
| | M | XLH 1000 Sportster | 1000 | | 1984 | 1985 | R |
| | M | XLS 1000 Roadster | 1000 | | 1982 | 1983 | R |
| | M | XLS 1000 Roadster | 1000 | | 1984 | 1985 | R |
| | M | XR 1000 | 1000 | | 1983 | 1985 | R |
| | M | XL 1100 EVO | 1100 | | 1986 | | R |
| | M | FLST Heritage Softail | 1340 | | | | R |
| | M | FXB Sturgis Belt | 1340 | | 1982 | | R |
| | M | FXE Super Glide | 1340 | | 1982 | 1983 | R |
| | M | FXE Super Glide | 1340 | | 1984 | 1985 | R |
| | M | FXEF Super Glide | 1340 | | 1984 | 1985 | R |
| | M | FXLR Low Rider Custom | 1340 | | | 2000 | R |

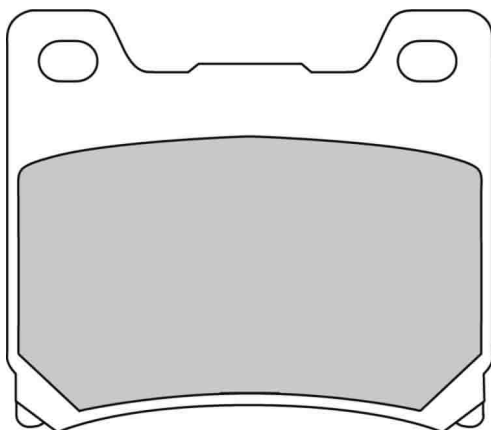
| | | CC | KW | FROM | TO | FRONT / REAR |
|---|--------------------------------|------|----|------|------|--------------|
| M | FXR Super Glide II | 1340 | | 1982 | 1983 | R |
| M | FXRS Super Glide II | 1340 | | 1982 | 1983 | R |
| M | FXRT Sport Glide | 1340 | | 1983 | | R |
| M | FXRS Low Glide | 1340 | | 1984 | | R |
| M | FXRT Sport Glide | 1340 | | 1984 | | R |
| M | FXR Super Glide | 1340 | | 1986 | | R |
| M | FXRD Sport Glide Grand Touring | 1340 | | 1986 | | R |
| M | FXS Sturgis | 1340 | | 1982 | | R |
| M | FXSB Low Rider | 1340 | | 1983 | | R |
| M | FXSB Low Rider | 1340 | | 1984 | 1985 | R |
| M | FXST Softail | 1340 | | 1984 | | R |
| M | FXSTC Softail Custom | 1340 | | 1986 | | R |
| M | FXWG Wide Glide | 1340 | | 1982 | 1983 | R |
| M | FXWG Wide Glide | 1340 | | 1984 | 1986 | R |

FDB337

63.7 x 54.5 x 9.7 mm

MATERIAL AVAILABILITY

| P | PRP | AG | EF | SG | ST | SM | CP1 | XRAC |
|---|-----|----|----|----|----|----|-----|------|
| ✓ | | | ✓ | | ✓ | | | |





| | | CC | KW | FROM | TO | FRONT / REAR | |
|--------|-----------------|----------------------|-----|------|------|--------------|---|
| NORTON | M | COMMANDER | 580 | | 1990 | F | |
| | M | COMMANDER | 580 | | 1990 | R | |
| YAMAHA | M | 125 BIKAN | 125 | | 1991 | R | |
| | M | TZR 125 | 125 | | 1990 | 1992 | F |
| | M | YD 250 S | 250 | | 1991 | | F |
| | M | RD 350 YPVS | 350 | | 1983 | 1984 | R |
| | M | FZ 400 | 400 | | 1986 | | F |
| | M | FZR 400 R | 400 | | 1987 | 1990 | R |
| | M | SRX 400 | 400 | | 1985 | 1986 | F |
| | M | SRX 400 | 400 | | 1990 | 1996 | R |
| | M | XJR 400 R | 400 | | 1997 | | R |
| | M | RD 500 LC | 500 | | 1984 | 1986 | F |
| | M | RD 500 YPVS LC | 500 | | 1984 | 1987 | F |
| | M | FZ 600 | 600 | | 1987 | 1988 | F |
| | M | FZR 600 | 600 | | 1989 | | F |
| | M | FZR 600 | 600 | | 1989 | | R |
| | M | FZR 600 R | 600 | | 1990 | | R |
| | M | FZR 600 R | 600 | | 1991 | 1995 | R |
| | M | XJ 600 RADIAN | 600 | | 1984 | 1991 | F |
| | M | XJ 600 RADIAN | 600 | | 1984 | 1991 | R |
| | M | YZF 600 R THUNDERCAT | 600 | | 1996 | 2003 | R |
| | M | FZ 750 | 750 | | 1985 | 1986 | F |
| M | FZ 750 | 750 | | 1985 | 1986 | R | |
| M | FZ 750 GENESIS | 750 | | 1987 | 1988 | F | |
| M | FZ 750 GENESIS | 750 | | 1987 | 1988 | R | |
| M | FZR 750 GENESIS | 750 | | 1987 | | R | |
| M | FZR 750 (O W01) | 750 | | 1989 | 1991 | R | |
| M | FZX 750 | 750 | | 1987 | | F | |
| M | FZX 750 | 750 | | 1987 | | R | |
| M | XJ 750 F | 750 | | 1984 | | F | |

| | | CC | KW | FROM | TO | FRONT / REAR |
|---|------------------------------|------|----|------|------|--------------|
| M | XJ 750 F | 750 | | 1984 | | R |
| M | XV 750 | 750 | | 1989 | 1993 | F |
| M | XV 750 VIRAGO | 750 | | 1992 | 1993 | F |
| M | YZF 750 RR-SP | 750 | | 1993 | 1998 | R |
| M | TDM 850 | 850 | | 1991 | 1995 | R |
| M | TDM 850 | 850 | | 1996 | 2001 | R |
| M | TRX 850 | 850 | | 1995 | 1999 | R |
| M | XJ 900 | 900 | | 1983 | 1984 | F |
| M | XJ 900 | 900 | | 1983 | 1984 | R |
| M | XJ 900 SECA DIVERSION | 900 | | 1995 | 2003 | R |
| M | XJ 900 F | 900 | | 1985 | 1994 | F |
| M | XJ 900 F | 900 | | 1985 | 1994 | R |
| M | XJ 900 F DIVERSION | 900 | | 1995 | | R |
| M | FZR 1000 GENESIS - EX-UP | 1000 | | 1986 | 1988 | R |
| M | FZR 1000 R - EX-UP | 1000 | | 1989 | 1990 | R |
| M | FZR 1000 EX-UP | 1000 | | 1991 | 1993 | R |
| M | FZR 1000 GENESIS - EX-UP | 1000 | | 1994 | 1995 | R |
| M | FZR 1000 R | 1000 | | 1994 | 1995 | R |
| M | GTS 1000 | 1000 | | 1993 | 1999 | R |
| M | XV 1000 VIRAGO | 1000 | | 1986 | 1988 | F |
| M | YZF 1000 THUNDERACE | 1000 | | 1996 | 2001 | R |
| M | BT 1100 BULLDOG | 1100 | | 2002 | | R |
| M | FJ 1100 J | 1100 | | 1984 | 1985 | F |
| M | FJ 1100 J | 1100 | | 1984 | 1985 | R |
| M | XV 1100 VIRAGO | 1100 | | 1989 | 1993 | F |
| M | XVS 1100 DRAG STAR / CLASSIC | 1100 | | 1999 | | R |
| M | FJ 1200 | 1200 | | 1986 | 1987 | F |
| M | FJ 1200 | 1200 | | 1986 | 1987 | R |
| M | FJ 1200 | 1200 | | 1988 | 1989 | R |
| M | FJ 1200 W - WC | 1200 | | 1989 | 1991 | R |

For CROSS REFERENCES see pages 7000

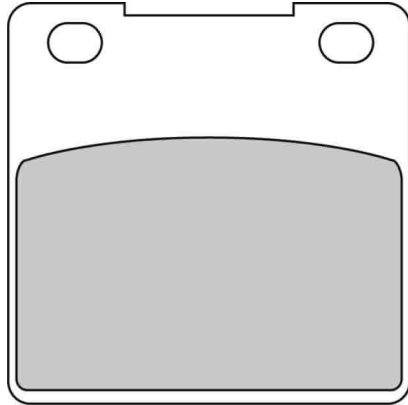
M = MOTORCYCLE
S = SCOOTER
A = ATV
Sn = SNOWMOBILE

| | | CC | KW | FROM | TO | FRONT / REAR |
|--|--------------------|------|----|------|------|--------------|
|  | M FJ 1200 ABS | 1200 | | 1991 | 1995 | R |
| | M FJ 1200 | 1200 | | 1999 | | R |
| | M XJR 1200 | 1200 | | 1994 | | R |
| | M XJR 1200 | 1200 | | 1995 | 1998 | R |
| | M XVZ 1200 12 T TD | 1200 | | 1985 | 1987 | F |
| | M XVZ 1200 12 T TD | 1200 | | 1985 | 1987 | R |

| | | CC | KW | FROM | TO | FRONT / REAR |
|--|------------------------|------|----|------|------|--------------|
|  | M YMX 1200 12N V - MAX | 1200 | | | 1992 | F |
| | M YMX 1200 12N V - MAX | 1200 | | | 1992 | R |
| | M YMX 1200 12N V - MAX | 1200 | | 1993 | 2003 | R |
| | M XJR 1300 SP | 1300 | | | 1999 | R |
| | M XJR1300 Racer | 1300 | | 2015 | | R |
| | M XJR 1300 | 1300 | | 2015 | | R |


FDB338

53.0 x 53.0 x 9.0 mm




| MATERIAL AVAILABILITY | | | | | | | | |
|-----------------------|-----|----|----|----|----|----|-----|------|
| P | PRP | AG | EF | SG | ST | SM | CP1 | XRAC |
| ✓ | | | ✓ | | ✓ | | | |


| | | CC | KW | FROM | TO | FRONT / REAR |
|---|--|------|----|------|------|--------------|
|  | KAWASAKI | | | | | |
| | M ZX 400 L | 400 | | 1992 | | R |
| | M ZXR 400 | 400 | | 1991 | | R |
| | M ZXR 400 (ZX400-L) | 400 | | 1992 | | R |
| | M ZX-7 750 R NINJA | 750 | | 1989 | 1995 | R |
| | M ZX-7 750 R NINJA | 750 | | 1996 | 2003 | R |
| | M ZX-7 750 R NINJA (Racing Applications) | 750 | | 1996 | 2003 | R |
| | M ZXR 750 | 750 | | 1989 | 1990 | R |
| | M ZXR 750 R | 750 | | 1993 | 1995 | R |
| | M ZR 1100 C1 | 1100 | | 1997 | 2000 | R |
| | M ZRX 1100 | 1100 | | 1996 | 2000 | R |
| | M ZZR 1100 GT (ZX 1100 D) | 1100 | | 1993 | 2001 | R |
| | M ZRX 1200 R - S | 1200 | | 2000 | | R |
| | M ZRX 1200 R - S | 1200 | | 2001 | | R |
| | M ZX 12 1200 R | 1200 | | 2000 | 2003 | R |
| | M ZX 12 1200 R (Racing Applications) | 1200 | | 2000 | 2003 | R |
| | M ZX-12R 1200 | 1200 | | 2004 | | R |
| | M ZZR 1200 | 1200 | | 2002 | | R |
| | SUZUKI | | | | | |
| | M RG 50 GAG - GAMMA | 50 | | 1987 | | F |
| | M ACROSS 250 | 250 | | 1990 | | R |
| | M 250 BANDIT | 250 | | 1990 | | R |
| | M COBRA 250 | 250 | | 1989 | | R |
| | M COBRA 250 | 250 | | 1990 | | R |
| | M GF 250 S | 250 | | 1986 | | R |
| | M GOOSE 250 | 250 | | 1992 | | R |
| | M GS 250 FW | 250 | | 1984 | | F |
| | M GS 250 FW | 250 | | 1984 | | R |
| | M GSF 250 BANDIT | 250 | | 1990 | | R |
| | M GSX 250 S KATANA | 250 | | 1991 | | R |
| | M GSX-R 250 | 250 | | 1987 | 1988 | R |
| | M GSX-R 250 R - R/SP | 250 | | 1989 | | R |
| | M RG 250 W GAMMA | 250 | | | 1983 | F |
| | M RG 250 W GAMMA | 250 | | | 1983 | R |
| | M RG 250 W GAMMA | 250 | | 1984 | 1987 | R |
| | M RGV 250 R | 250 | | 1988 | | R |
| | M RGV 250 R | 250 | | 1989 | | R |
| | M WOLF 250 | 250 | | 1990 | | R |
| | M GOOSE 350 | 350 | | 1992 | | R |
| | M GSF 400 S KATANA | 400 | | 1989 | 1990 | R |
| | M GSF 400 BANDIT | 400 | | 1991 | 1992 | R |
| | M GSF 400 BANDIT | 400 | | 1993 | 1994 | R |

| | | CC | KW | FROM | TO | FRONT / REAR |
|---|--------------------------------------|-----|----|------|------|--------------|
|  | M GSF 400 BANDIT | 400 | | 1995 | 1997 | R |
| | M GSX 400 FWS - D - E | 400 | | 1983 | | F |
| | M GSX 400 FWS - D - E | 400 | | 1983 | | R |
| | M GSX 400 S | 400 | | 1983 | | F |
| | M GSX 400 S | 400 | | 1983 | | R |
| | M GSX 400 R I/II | 400 | | 1985 | 1986 | R |
| | M GSX 400 X IMPULSE 400 | 400 | | 1986 | 1988 | R |
| | M GSX 400 KATANA | 400 | | 1989 | 1992 | R |
| | M GSX 400 IMPULSE | 400 | | 1994 | 1996 | R |
| | M GSX-R 400 (III-IV) | 400 | | | 1988 | R |
| | M GSX-R 400 (JAPAN) | 400 | | 1985 | | F |
| | M GSX-R 400 (V) | 400 | | 1989 | 1990 | R |
| | M GSX-R 400 R | 400 | | 1990 | 1995 | R |
| | M GSX-R 400 | 400 | | 1990 | | R |
| | M RF 400 RVC | 400 | | 1993 | | R |
| | M RG 400 GAMMA | 400 | | 1985 | | R |
| | M GS 450 S | 450 | | 1987 | | R |
| | M GS 500 E - K - L - M | 500 | | 1989 | 1993 | R |
| | M GS 500 E - K - FK | 500 | | 1996 | | R |
| | M RG 500 RF GAMMA | 500 | | 1985 | 1987 | R |
| | M GSX 550 ES - ESE | 550 | | 1983 | 1987 | F |
| | M GSX 550 ES - ESE | 550 | | 1983 | 1987 | R |
| | M GSX 550 ESD - ES4 | 550 | | 1983 | 1987 | F |
| | M GSX 550 ESD - ES4 | 550 | | 1983 | 1987 | R |
| | M GSX 550 EF - EFE | 550 | | 1983 | 1987 | F |
| | M GSX 550 EF - EFE | 550 | | 1983 | 1987 | R |
| | M GSX 550 ET - EV | 550 | | 1987 | | F |
| | M GSX 550 ET - EV | 550 | | 1987 | | R |
| | M GSF 600 BANDIT | 600 | | 1995 | 1999 | R |
| | M GSF 600 BANDIT - KATANA | 600 | | 1998 | | R |
| | M GSF 600 BANDIT | 600 | | 2000 | | R |
| | M GSX 600 F KATANA | 600 | | 1988 | 1993 | R |
| | M GSX-R 600 F | 600 | | 1994 | 1995 | R |
| | M GSX-R 600 V | 600 | | 1996 | 2003 | R |
| | M RF 600 RR | 600 | | 1993 | 1997 | R |
| | M SV 650 S (Top Fairing - Non ABS) | 650 | | 1999 | 2002 | R |
| | M SV 650 (Naked - Non ABS) | 650 | | 1999 | 2002 | R |
| | M GSX 750 LIMITED EDITION | 750 | | 1986 | | R |
| | M GSX 750 EF | 750 | | 1987 | | R |
| | M GSX 750 FK/FL/FM/FN/FP/FR/FS/FT/FV | 750 | | 1989 | 1997 | R |

For CROSS REFERENCES see pages 7000

4036

| | | CC | KW | FROM | TO | FRONT / REAR |
|--|-------------------------------------|------|----|------|------|--------------|
|  | M GSX 750 FW/FX/FY/FK1/FK2 | 750 | | 1998 | 2006 | R |
| | M GSX 750 W/X/Y/K1 | 750 | | 1998 | | R |
| | M GSX-R 750 LTD Special Edition | 750 | | 1987 | 1988 | R |
| | M GSX-R 750 | 750 | | 1988 | 1993 | R |
| | M GSX-R 750 W | 750 | | 1994 | 1999 | R |
| | M GSX-R 750 W (Racing Applications) | 750 | | 1994 | 1999 | R |
| | M GSX-R 750 Y | 750 | | 2000 | 2003 | R |
| | M GT 750 RF | 750 | | 1985 | 1986 | R |
| | M RF 900 RT - RV | 900 | | 1996 | 1999 | R |
| | M TL 1000 SV TWIN | 1000 | | 1997 | 2001 | R |

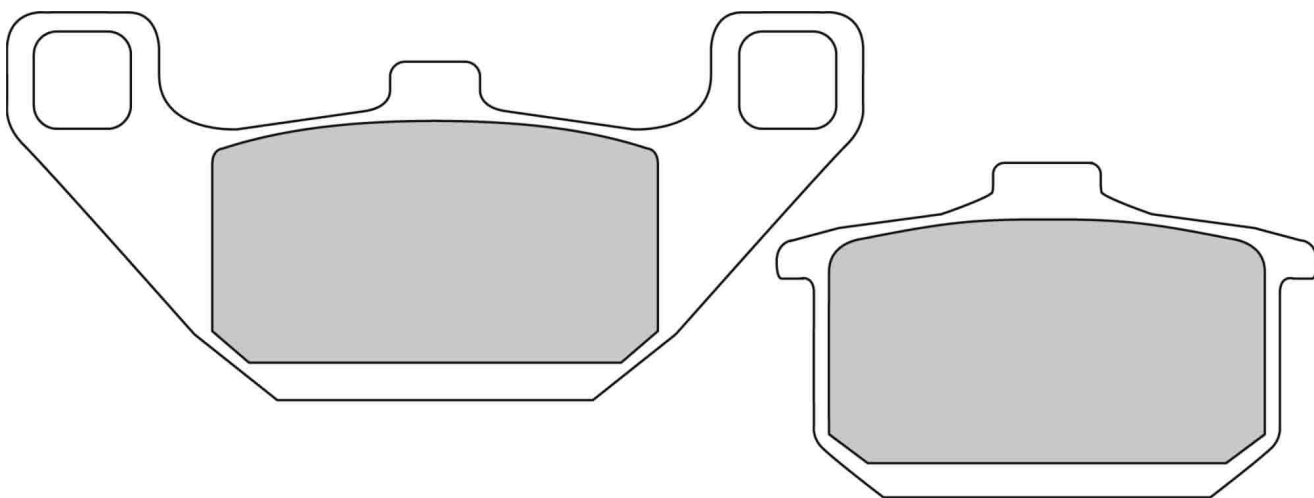
| | | CC | KW | FROM | TO | FRONT / REAR |
|--|---|------|----|------|------|--------------|
|  | M TL 1000 R | 1000 | | 1998 | 2002 | R |
| | M GSX 1100 GM | 1100 | | 1991 | 1992 | R |
| | M GSX-R 1100 | 1100 | | 1985 | 1988 | R |
| | M GSX-R 1100 K - L - M - N | 1100 | | 1989 | 1992 | R |
| | M GSX-R 1100 W (Racing Applications) | 1100 | | 1991 | 1996 | R |
| | M GSX-R 1100 W | 1100 | | 1993 | 1996 | R |
| | M GSF 1200 T-ST-V-SV- BANDIT | 1200 | | 1995 | 2000 | R |
| | M GSF 1200 K1/SK1 BANDIT | 1200 | | 2001 | | R |
| | M GSX 1200 | 1200 | | 1999 | 2000 | R |
| | M GSX-R 1300 HAYABUSA (Racing Applications) | 1300 | | 1999 | 2007 | R |

FDB339

111.0 x 51.0 x 9.4 mm / 68.0 x 43.0 x 9.8 mm

MATERIAL AVAILABILITY

| P | PRP | AG | EF | SG | ST | SM | CP1 | XRAC |
|---|-----|----|----|----|----|----|-----|------|
| ✓ | | | ✓ | | ✓ | | | |



| | | CC | KW | FROM | TO | FRONT / REAR |
|---|--------------------------|-----|----|------|------|--------------|
|  | M GA 300 | 300 | | 1998 | | F |
| KAWASAKI | M EL 250 all models | 250 | | 1991 | 1994 | F |
| | M EX 250 NINJA | 250 | | 1986 | 1987 | F |
| | M EX 250 NINJA | 250 | | 1986 | 1987 | R |
| | M GPZ 250 | 250 | | 1985 | | R |
| | M LX 250 ELIMINATOR - SE | 250 | | 1990 | | F |
| | M Z 250 GP BELT DRIVE | 250 | | 1983 | | F |
| | M Z 250 | 250 | | 1983 | | F |
| | S GPX 400 | 400 | | 1985 | | R |
| | M GPZ 400 | 400 | | 1985 | 1987 | R |
| | M KLE 400 VULCAN | 400 | | 1990 | | F |
| | M VN 400 VULCAN | 400 | | 1995 | | F |
| | M Z 400 F2 | 400 | | 1985 | 1987 | R |
| | M ZL 400 | 400 | | 1986 | 1987 | F |
| | M ZL 400 ELIMINATOR | 400 | | 1988 | 1992 | F |
| | M ZL 400 ELIMINATOR | 400 | | 1988 | 1992 | R |
| | M ZL 400 ELIMINATOR | 400 | | 1993 | | R |
| | M ZX 400 C2 | 400 | | 1985 | | R |
| | M LTD450 (EN450 A1-A5) | 454 | | 1986 | 1989 | F |
| | M EN 500 all models | 500 | | 1990 | 1993 | F |
| | M GPZ 500 S | 500 | | 1987 | | F |
| | M GPZ 500 S | 500 | | 1989 | 1992 | R |
| | M GPZ 600 R | 600 | | 1985 | 1989 | F |
| | M GPZ 600 R | 600 | | 1985 | 1989 | R |
| | M ZL 600 A1/A2 | 600 | | 1985 | 1994 | F |
| | M 750 BELT DRIVE | 750 | | 1985 | 1987 | F |
| | M 750 BELT DRIVE | 750 | | 1985 | 1987 | R |
| | M GPZ 750 | 750 | | 1985 | 1986 | F |
| | M GPZ 750 | 750 | | 1985 | 1986 | R |
| | M GPZ 750 R1 | 750 | | 1985 | 1987 | F |
| | M GPZ 750 R1 | 750 | | 1985 | 1987 | R |
| | M 750 TURBO | 750 | | 1985 | 1987 | F |
| | M 750 TURBO | 750 | | 1985 | 1987 | R |


| | | CC | KW | FROM | TO | FRONT / REAR |
|---|-----------------------------------|------|----|------|------|--------------|
|  | M VN 750 TWIN | 750 | | 1986 | 1987 | F |
| | M VN 750 | 750 | | 1988 | 1989 | F |
| | M VN 750 | 750 | | 1988 | 1989 | R |
| | M VN 750 VULCAN | 750 | | 1990 | 1994 | F |
| | M 750 VULCAN | 750 | | 1989 | 1993 | F |
| | M Z 750 GP | 750 | | 1983 | | F |
| | M Z 750 GP | 750 | | 1983 | | R |
| | M ZX 750 E1 TURBO | 750 | | 1983 | 1985 | F |
| | M ZX 750 E1 TURBO | 750 | | 1983 | 1985 | R |
| | M ZX 750 A1 | 750 | | 1983 | 1985 | F |
| | M ZX 750 A1 | 750 | | 1983 | 1985 | R |
| | M VN 800 | 800 | | 1995 | 1998 | F |
| | M VN 850 | 850 | | 1995 | 1999 | F |
| | M GPZ 900 R (ZX900A or NINJA 900) | 900 | | 1984 | 1989 | F |
| | M GPZ 900 R (ZX900A or NINJA 900) | 900 | | 1984 | 1989 | R |
| | M GPZ 1000 RX - RY | 1000 | | 1986 | | F |
| | M GPZ 1000 RX - RY | 1000 | | 1986 | | R |
| | M GTR 1000 | 1000 | | 1986 | 1993 | F |
| | M GTR 1000 | 1000 | | 1986 | 1993 | R |
| | M VN 1000 VULCAN | 1000 | | 1987 | | F |
| | M VN 1000 VULCAN | 1000 | | 1987 | | R |
| | M Z 1000 GTR (ZG 1000) | 1000 | | 1986 | 1993 | F |
| | M Z 1000 GTR (ZG 1000) | 1000 | | 1986 | 1993 | R |
| | M Z 1000 GTR | 1000 | | 1994 | 2003 | R |
| | M ZL 1000 all models | 1000 | | 1987 | | F |
| | M ZL 1000 all models | 1000 | | 1987 | | R |
| | M GPZ 1100 (ZX 1100 A1) | 1100 | | 1983 | 1985 | F |
| | M GPZ 1100 (ZX 1100 A1) | 1100 | | 1983 | 1985 | R |
| | M VN 1100 | 1100 | | 1987 | | F |
| | M VN 1100 | 1100 | | 1987 | | R |
| | M Z 1100 R1 | 1100 | | 1984 | | F |
| | M Z 1100 R1 | 1100 | | 1984 | | R |
| | M ZX 1100 A1 | 1100 | | 1983 | 1984 | F |


For CROSS REFERENCES see pages 7000

M = MOTORCYCLE
S = SCOOTER
A = ATV
Sn = SNOWMOBILE

FERODO
MOTORCYCLE PADS
Updated on 17th Oct 2017

4037

| | | CC | KW | FROM | TO | FRONT / REAR |
|--|-------------------|------|----|------|------|--------------|
|  | M ZX 1100 A1 | 1100 | | 1983 | 1984 | R |
| | M KZ 1200 | 1200 | | 1987 | | F |
| | M KZ 1200 | 1200 | | 1987 | | R |
| | M ZG 1200 VOYAGER | 1200 | | 1986 | | F |
| | M ZG 1200 VOYAGER | 1200 | | 1986 | | R |
| | M ZG 1200 | 1200 | | 1986 | 1990 | F |

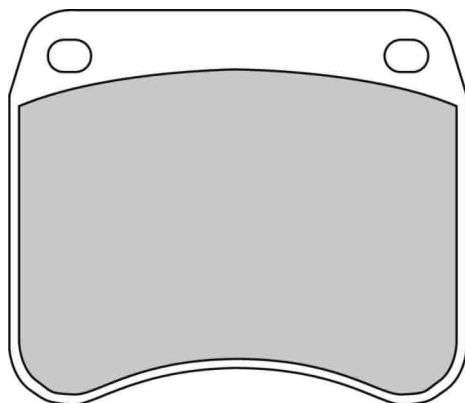
| | | CC | KW | FROM | TO | FRONT / REAR |
|--|--------------------------|------|----|------|------|--------------|
|  | M ZG 1200 | 1200 | | 1986 | 1990 | R |
| | M VN 1500 all models | 1500 | | 1987 | 1993 | F |
| | M VN 1500 all models | 1500 | | 1987 | 1993 | R |
| | M VN 1500 D1/D2 CLASSIC | 1500 | | 1996 | 1998 | R |
| | M VN 1500 CLASSIC TOURER | 1500 | | 1999 | | R |

FDB342

59.5 x 51.5 x 10.2 mm

MATERIAL AVAILABILITY

| P | PRP | AG | EF | SG | ST | SM | CP1 | XRAC |
|---|-----|----|----|----|----|----|-----|------|
| ✓ | | | | | ✗ | | ✓ | |



Pinze / Calipers

AP RACING

CP2195 (2 Piston)

CP2696 (2 Piston)

Fontana

2-Piston

Kelgate


2 & 4-Piston


Lockheed

2-Piston

Spondon

Spondon 2 Piston

| | | CC | KW | FROM | TO | FRONT / REAR |
|---|--------------------------------|-----|----|------|------|--------------|
|  | DUCATI M 750 SPORT | 750 | | 1974 | 1976 | F |
| | TRIUMPH M BONNEVILLE T 400 V E | 400 | | | 1981 | F |
| | M BONNEVILLE T 400 V E | 400 | | | 1981 | R |
| | M BONNEVILLE T 400 V E | 400 | | 1982 | 1984 | R |
| | M TRIDENT TI 500 V | 500 | | | 1981 | F |
| | M TRIDENT TI 500 V | 500 | | | 1981 | R |

| | | CC | KW | FROM | TO | FRONT / REAR |
|---|---|-----|----|------|------|--------------|
|  | M TRIDENT TI 500 V | 500 | | 1982 | 1984 | R |
| | M BONNEVILLE 750 TWIN (Lockheed calipers) | 750 | | 1975 | 1981 | F |
| | M BONNEVILLE 750 TWIN (Lockheed calipers) | 750 | | 1975 | 1981 | R |
| | M BONNEVILLE 750 TWIN (Lockheed calipers) | 750 | | 1982 | 1984 | R |
| | M TIGER 750 TR 7V | 750 | | | 1975 | F |
| | M TIGER 750 TR 7V | 750 | | 1976 | 1981 | R |

For CROSS REFERENCES see pages 7000

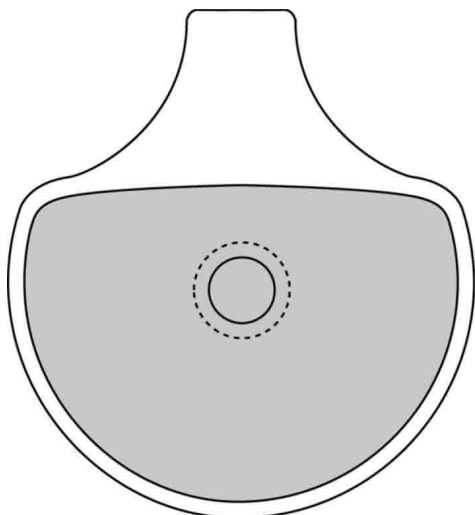
4038


FDB352

59.2 x 61.8 x 13.0 mm

MATERIAL AVAILABILITY

| P | PRP | AG | EF | SG | ST | SM | CP1 | XRAC |
|---|-----|----|----|----|----|----|-----|------|
| ✓ | ✓ | | | | ✓ | | | |



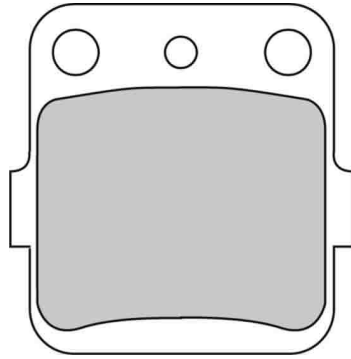
| | | CC | KW | FROM | TO | FRONT / REAR | | | CC | KW | FROM | TO | FRONT / REAR | | |
|---|------------------------|----------|---------------------------------|------|----|--------------|------|----------|------------|---|------|----|--------------|------|----------|
|  | HARLEY DAVIDSON | S | XL 883 EVO | 883 | | 1986 | 1987 | F | M | FXE Super Glide | 1340 | | 1984 | 1985 | F |
| | | S | XL 883 EVO | 883 | | 1987 | 1999 | F | M | FXEF Super Glide | 1340 | | 1984 | 1985 | F |
| | | M | XLH Sportster 883 Hugger | 883 | | 1992 | 1993 | F | M | FXLR Low Rider Custom | 1340 | | 2000 | 2000 | F |
| | | M | XLX | 883 | | 1984 | 1985 | F | M | FXLR Low Rider Custom | 1340 | | 1994 | 1994 | F |
| | | M | XLH 1000 Sportster | 1000 | | 1984 | 1985 | F | M | FXR Super Glide | 1340 | | 1994 | 1994 | F |
| | | M | XLS 1000 Roadster | 1000 | | 1984 | 1985 | F | M | FXRS Low Glide | 1340 | | 1992 | 1992 | F |
| | | M | XR 1000 | 1000 | | 1983 | 1985 | F | M | FXRT Sport Glide | 1340 | | 1992 | 1992 | F |
| | | M | XL 1100 EVO | 1100 | | 1986 | | F | M | FXRS Low Glide | 1340 | | 1984 | | F |
| | | M | XL 1200 EVO | 1200 | | | 1999 | F | M | FXRT Sport Glide | 1340 | | 1984 | | F |
| | | M | FLHR Road King (all models) | 1340 | | 1994 | 1999 | F | M | FXR Super Glide | 1340 | | 1986 | | F |
| | | M | FLHS Electra Glide Sport | 1340 | | | 1993 | F | M | FXRD Sport Glide Grand Touring | 1340 | | 1986 | | F |
| | | M | FLHT Electra Glide (all models) | 1340 | | 1984 | 1985 | F | M | FXSB Low Rider | 1340 | | 1984 | 1985 | F |
| | | M | FLHT Electra Glide (all models) | 1340 | | 1986 | 1999 | F | M | FXST Softail | 1340 | | 1990 | | F |
| | | M | FLST Heritage Softail | 1340 | | | | F | M | FXST Softail Standard | 1340 | | 1999 | | F |
| | | M | FLST Heritage Softail | 1340 | | | 1990 | F | M | FXST Softail | 1340 | | 1984 | | F |
| | | M | FLSTC Heritage Softail Classic | 1340 | | 1987 | 1999 | F | M | FXSTB Night Train | 1340 | | 1999 | | F |
| | | S | FLSTF Fat Boy | 1340 | | 1990 | 1999 | F | M | FXSTC Softail Custom | 1340 | | 1999 | | F |
| | | S | FLSTN Heritage Softail | 1340 | | 1993 | 1996 | F | M | FXSTC Softail Custom | 1340 | | 1986 | | F |
| | | M | FLSTS Heritage Springer Softail | 1340 | | 1997 | 1999 | F | M | FXSTS Springer Softail | 1340 | | 1999 | | F |
| | | M | FLT Tour Glide (all models) | 1340 | | 1984 | 1985 | F | M | FXSTSB Bad Boy | 1340 | | 1995 | 1997 | F |
| | | M | FLT Tour Glide (all models) | 1340 | | 1986 | 1999 | F | M | FXWG Wide Glide | 1340 | | 1984 | 1986 | F |
| | | M | FLTR Road Glide (all models) | 1340 | | 1998 | 1999 | F | M | FLSTS/I Heritage Springer | 1450 | | 2000 | 2003 | F |
| | | M | FXD Dyna Super Glide | 1340 | | 1995 | 1999 | F | M | FLSTSC/FLSTSCi Springer Classic | 1450 | | 2005 | 2007 | F |
| | | M | FXDB Dyna Street Bob | 1340 | | 1991 | 1992 | F | M | FXSTS/FXSTSi Softail Springer | 1450 | | 2000 | 2005 | F |
| | | M | FXDC Dyna Super Glide Custom | 1340 | | 1991 | 1992 | F | M | FXSTS/FXSTSi Softail Springer | 1450 | | 2006 | | F |
| | | M | FXDG Dyna Glide Sturgis | 1340 | | 1991 | | F | M | FLSTSC/FLSTSCi Springer Softail Classic | 1584 | | 2006 | 2007 | F |
| | | M | FXDL Low Rider | 1340 | | 1993 | 1999 | F | M | FLSTSB Softail Cross Bones | 1584 | | 2008 | 2011 | F |
| | | M | FXDS-Conv. / Dyna Convertible | 1340 | | 1994 | 1999 | F | PGO | S G-Max 125 | 125 | | 2006 | 2008 | F |
| | | M | FXDWG Wide Glide | 1340 | | 1993 | 1999 | F | S | G-Max 125 (Wave disc) | 125 | | 2009 | 2012 | F |
| | | M | FXDX Dyna Super Glide Sport | 1340 | | 1995 | 1999 | F | S | G-Max 250 | 250 | | 2006 | 2008 | F |

For CROSS REFERENCES see pages 7000

M = MOTORCYCLE
S = SCOOTER
A = ATV
Sn = SNOWMOBILE

FDB381

46.0 x 45.0 x 7.3 mm





MATERIAL AVAILABILITY

| P | PRP | AG | EF | SG | ST | SM | CP1 | XRAC |
|---|-----|----|----|----|----|----|-----|------|
| ✓ | | | ✓ | ✓ | | | | |

ALSO AVAILABLE

| SHAPE | TH. MM | NOTES |
|--------|--------|-------|
| FDB661 | 6.5 | |

| | | CC | KW | FROM | TO | FRONT / REAR | | | CC | KW | FROM | TO | FRONT / REAR | | |
|---|-------------------------|--|-----|------|------|--------------|---|---|--|---------------------|------|------|--------------|------|---|
|  | ARCTIC CAT ATV | A 400 DVX | 400 | | 2004 | 2008 | F |  | KAWASAKI 3 WHEELERS | A KXT 250 B2 TECATE | 250 | | 1987 | 2000 | R |
| | HONDA | M CR 85 R/RB | 85 | | 2003 | 2007 | F | KAWASAKI ATV | A KSF 250 MOJAVE A Series | 250 | | 1987 | 2005 | R | |
| | | M CRF 150 R (Small wheel 17"-14") | 150 | | 2007 | 2015 | F | | A KXF 250 Tecate | 250 | | 1987 | 1988 | R | |
| | | M CRF 150 R (Big wheel 19"-16") | 150 | | 2007 | 2015 | F | | A KEF 300 LAKOTA A Series, LAKOTA SPORT B Series | 300 | | 1995 | 2003 | R | |
| | HONDA 3 WHEELERS | A ATC 200 X (Disc Brake) | 200 | | 1983 | 1987 | F | | A KSF 400 / KFX 400 | 400 | | 2004 | 2006 | F | |
| | | A ATC 200 X (Disc Brake) | 200 | | 1983 | 1987 | R | | A KVF 400 PRAIRIE (2x4/4x4) | 400 | | 1997 | 2002 | F | |
| | | A ATC 250 R | 250 | | 1983 | 1984 | F | | A KFX 450 R | 450 | | 2008 | 2012 | R | |
| | | A ATC 250 R | 250 | | 1983 | 1984 | R | | A KSF 450 / KFX 450 | 450 | | 2007 | | F | |
| | | A ATC 350 X | 350 | | 1985 | 2000 | R | KYMCO ATV | A MXU 400 Parking brake | 400 | | 2008 | 2011 | F | |
| | | A ATC 350 X | 350 | | 1986 | 2000 | R | SUZUKI | M RM 65 | 65 | | 2003 | | R | |
| | HONDA ATV | A TRX 250 X Fourtrax | 250 | | 1987 | 1992 | F | SUZUKI ATV | A LT 230 EH/EJ/EK/EL/EM/EN/EP | 230 | | 1986 | 1993 | R | |
| | | A TRX 250 X Fourtrax | 250 | | 1987 | 1992 | R | | A LT 230 S QUADSPORT | 230 | | 1989 | | R | |
| | | A TRX 250 EX | 250 | | 2001 | 2008 | F | | A LT 250 R | 250 | | 1985 | 1986 | R | |
| | | A TRX 250 X | 250 | | 2009 | 2011 | F | | A LT 250 S | 250 | | 1989 | 1990 | R | |
| | | A TRX 300 EX Fourtrax | 300 | | 1993 | 2008 | F | | A LT-Z 250 K QuadSport | 250 | | 2004 | 2009 | F | |
| | | A TRX 300 EX Fourtrax | 300 | | 1993 | 2008 | R | | A LT-Z 400 QUADSPORT | 400 | | 2003 | 2012 | F | |
| | | A TRX 300 X | 300 | | 2009 | | F | YAMAHA ATV | A YFS 200 BLASTER | 200 | | 2003 | 2006 | R | |
| | | A TRX 300 X | 300 | | 2009 | | R | | A YFM 250 BEAR TRACKER | 250 | | 2001 | 2004 | F | |
| | | A TRX 400 FW / FM Fourtrax Foreman | 400 | | 1995 | 2003 | F | | A YFM 250 R Raptor | 250 | | 2008 | | R | |
| | | A TRX 400 EX Fourtrax/Sportrax | 400 | | 1999 | 2008 | F | | A YFM 250 RSPX Special Edition Custom | 250 | | 2008 | | R | |
| | | A TRX 400 EX Fourtrax/Sportrax | 400 | | 1999 | 2008 | R | | A YFM 350 XW-XS WARRIOR | 350 | | 1989 | 2004 | R | |
| | | A TRX 400 X | 400 | | 2009 | | F | | A YFM 350 FX WOLVERINE | 350 | | 1995 | 2007 | R | |
| | | A TRX 400 X | 400 | | 2009 | | R | | A YFM 350 RAPTOR | 350 | | 2004 | 2010 | F | |
| | | A TRX 420 TM/TE/FE/FM Fourtrax Rancher | 420 | | 2007 | 2010 | F | | A YFM 350 RAPTOR | 350 | | 2004 | 2010 | R | |
| | | A TRX 420 FA/FPA P.S.Fourtrax Rancher | 420 | | 2009 | 2010 | F | | A YFM 350 2x4 Grizzly | 350 | | 2007 | 2010 | R | |
| | | A TRX 420 FPE/FPM Fourtrax Rancher 4x4 | 420 | | 2009 | 2010 | F | | A YFZ 350 T/U/W BANSHEE | 350 | | 1987 | 1989 | R | |
| | HUSQVARNA | M WR 250 | 250 | | 1992 | 1994 | R | | A YFZ 350 A/B/D/E/F BANSHEE | 350 | | 1990 | 2006 | R | |
| | KAWASAKI | M KX 80 R7-T7-W1/2-Y1/2 | 80 | | 1997 | 2000 | R | | A YFZ 450 (left) | 450 | | 2004 | 2005 | R | |
| | | M KX 80 R3 | 80 | | 1993 | 1996 | R | | A YFM 600 GRIZZLY (All) | 600 | | 1998 | 2001 | F | |
| | | M KX 80 S1 - V1 | 80 | | 1988 | 1991 | R | | A YFM 660 RAPTOR | 660 | | 2001 | 2005 | F | |
| | | M KX 85 / 85-2 A1 / B1 | 85 | | 2001 | | R | | A YFM 660 RAPTOR | 660 | | 2001 | 2005 | R | |
| | | M KX 100 | 100 | | 1988 | 1991 | R | | A YFM 660 GRIZZLY | 660 | | 2002 | 2008 | F | |
| | | M KX 100 B7 / C1 / C2 / C3 | 100 | | 1997 | 2000 | R | | A YFM 660 Ducks Unlimited Ed.-side by side | 660 | | 2006 | 2007 | F | |

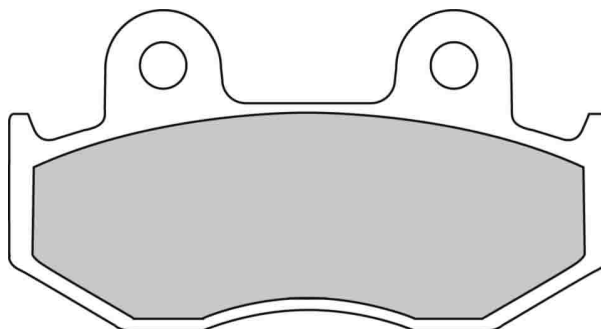
For CROSS REFERENCES see pages 7000

FDB382

81.0 x 42.0 x 7.3 mm



MATERIAL AVAILABILITY

| P | PRP | AG | EF | SG | ST | SM | CP1 | XRAC |
|---|-----|----|----|----|----|----|-----|------|
| ✓ | | | | ✓ | | | | |



ALSO AVAILABLE

| SHAPE | TH. MM | NOTES |
|---------|--------|----------------------|
| FDB2086 | 8.3 | |
| FDB2119 | 9.0 | |
| FDB2132 | 8.3 | pin on the backplate |

|  | | | | | |  | | | | | | | | | | |
|---|---|----------------------|-----|------|------|---|--|--|------------------|----|------------------------|-----|---------------|------|------|---|
| | | CC | KW | FROM | TO | FRONT REAR | | | CC | KW | FROM | TO | FRONT REAR | | | |
| HONDA | M | CR 50 R | 50 | | 1986 | | | | M | | RX 250 RE | 250 | | 1984 | | F |
| | M | CR 125 RE | 125 | | 1984 | 1985 | | | M | | XLR 250 R | 250 | | 1985 | 1988 | F |
| | M | CR 125 RG | 125 | | 1986 | 1986 | | | M | | XR 250 RE - RH | 250 | | 1984 | 1987 | F |
| | M | MTX 125 R2F | 125 | | 1985 | 1995 | | | M | | XL 350 R | 350 | | 1985 | 1985 | F |
| | M | MTX 125 RWF | 125 | | 1985 | 1995 | | | M | | XLX 350 | 350 | | 1989 | | F |
| | M | MTX 125 RF | 125 | | 1985 | 1995 | | | M | | XR 350 RE - RD | 350 | | 1984 | | F |
| | M | @ 125 NES | 125 | | 2001 | | | | M | | CR 500 RE-F | 500 | | 1984 | 1985 | F |
| | M | XL 125 R | 125 | | 1985 | 1986 | | | M | | CR 500 RG | 500 | | 1986 | 1986 | F |
| | M | XL 125 R PARIS DAKAR | 125 | | 1986 | 1986 | | | M | | XR 500 R | 500 | | 1983 | 1984 | F |
| | M | MTX 200 RW | 200 | | 1985 | 1986 | | | M | | XR 500 R | 500 | | 1984 | | F |
| | S | CH 250 ELITE/SPACY | 250 | | 1985 | 1986 | | | M | | XL 600 L - PARIS DAKAR | 600 | | 1983 | 1984 | F |
| | M | CN 250 ELITE | 250 | | 1985 | 1986 | | | M | | XL 600 R | 600 | | 1983 | 1984 | F |
| | M | CN 250 | 250 | | 1988 | 1989 | | | M | | XR 600 R | 600 | | 1985 | 1987 | F |
| | M | CN 250 HELIX-FUSION | 250 | | 1992 | | | | HONDA 3 WHEELERS | A | ATC 250 R | 250 | | 1985 | 1986 | F |
| | M | CR 250 RE-F | 250 | | 1984 | 1985 | | | | A | ATC 250 R | 250 | | 1985 | 1986 | R |
| | M | CR 250 RG | 250 | | 1986 | 1986 | | | | A | ATC 350 X | 350 | | 1985 | 2000 | F |
| | M | FTR 250 | 250 | | 1986 | | | | HONDA ATV | A | TRX 250 R Fourtrax | 250 | | 1986 | 1989 | R |
| | M | FTR 250 | 250 | | 1986 | | | | | | | | | | | |

For CROSS REFERENCES see pages 7000

M = MOTORCYCLE
S = SCOOTER
A = ATV
Sn = SNOWMOBILE

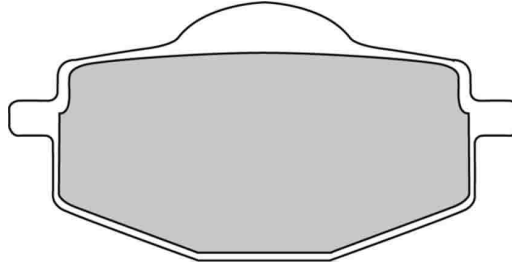
FDB383

71.0 x 36.0 x 9.4 mm

July 2016: AG compound superseded by EF

MATERIAL AVAILABILITY

| P | PRP | AG | EF | SG | ST | SM | CP1 | XRAC |
|---|-----|----|----|----|----|----|-----|------|
| ✓ | | ✗ | ✓ | ✓ | | | | |



ALSO AVAILABLE

| SHAPE | TH. MM | NOTES |
|--------|--------|-------|
| FDB475 | 8.0 | |

| FRONT | | | | | | REAR | | | | | |
|-------|-------------------|----|------------------------|-----------|-----|------|------|------|----|------|----|
| | | CC | KW | FROM | TO | | | CC | KW | FROM | TO |
| | ADLY | S | Fox 50 / SILVER FOX 50 | 50 | | 2000 | | | | | |
| | BETA | M | EURO / JONATHAN 350 | 350 | | 2003 | 2006 | | | | |
| | CFMOTO | M | CF 250 T - 5 Custom | 250 | | 2011 | 2012 | | | | |
| | GILERA | M | APACHE 125 | 125 | | 1991 | | | | | |
| | | M | RC 125 TOP RALLY | 125 | | 1989 | | | | | |
| | | M | RC 600 | 600 | | 1989 | 1990 | | | | |
| | | M | RC 600 TOP RALLY | 600 | | 1990 | | | | | |
| | | M | RC 600 | 600 | | 1991 | | | | | |
| | | M | RC 600 NORD WEST | 600 | | 1991 | | | | | |
| | ITALJET | M | MILLENIUM 100 | 100 | | 2000 | 2001 | | | | |
| | | M | MILLENIUM 125 | 125 | | 2000 | 2001 | | | | |
| | | M | MILLENIUM 150 | 150 | | 2000 | 2001 | | | | |
| | LINHAI | M | LH 50 Prince (Scooter) | 50 | | 2007 | | | | | |
| | | M | Eggy 125 (Scooter) | 125 | | 2007 | | | | | |
| | MALAGUTI | M | CENTRO 125 ie/SL | 125 | | 2007 | 2011 | | | | |
| | | M | CENTRO 160 ie | 160 | | 2008 | | | | | |
| | MBK | M | XC 125 FLAME | 125 | | 1998 | | | | | |
| | | M | XC 125 FLAME R | 125 | | 1998 | | | | | |
| | SACHS | M | ROADSTER 650 | 650 | | 2001 | | | | | |
| | YAMAHA | M | DT 50 R | 50 | | 1993 | 1997 | | | | |
| | | M | 50 FLY ONE | 50 | | 1992 | 1995 | | | | |
| | | M | TDR 50 | 50 | | 1990 | | | | | |
| | | M | TDR 50 | 50 | | 1990 | | | | | |
| | | M | TZM 50 R | 50 | | 1994 | | | | | |
| | | M | TZR 50 | 50 | | 1990 | 1996 | | | | |
| | | M | DT 80 LC2 | 80 | | 1993 | | | | | |
| | | M | TZR 80 | 80 | | 1992 | | | | | |
| | | M | DT 125 LC / R | 125 | | 1988 | | | | | |
| | | M | DT 125 RE | 125 | | 1991 | 1993 | | | | |
| | | | M | DT 125 RE | 125 | | 1991 | 1993 | | | |
| | | M | DT 125 R | 125 | | 2000 | 2003 | | | | |
| | | M | DT 125 R | 125 | | 2000 | 2003 | | | | |
| | | M | DT 125 RE | 125 | | 2004 | | | | | |
| | | M | TD 125 R | 125 | | 1993 | | | | | |
| | | M | TD 125 R | 125 | | 1993 | | | | | |
| | | M | TDR 125 | 125 | | 1993 | 1993 | | | | |
| | | M | TZR 125 | 125 | | 1993 | | | | | |
| | | M | XC 125 CYGNUS | 125 | | 1996 | 1997 | | | | |
| | | M | YBR 125 ED (3D91) | 125 | | 2005 | 2006 | | | | |
| | | M | YZ 125 | 125 | | 1988 | | | | | |
| | | M | 150 FLY ONE | 150 | | 1992 | | | | | |
| | | M | TW 200 | 200 | | 2001 | 2003 | | | | |
| | | M | SEROW 225 XT | 225 | | 1985 | 1992 | | | | |
| | | M | SEROW 225 XT | 225 | | 1993 | 1995 | | | | |
| | | M | TT-R 225 | 225 | | 1999 | 2002 | | | | |
| | | M | YZ 250 | 250 | | 1988 | | | | | |
| | | M | TT 350 | 350 | | 1991 | 1995 | | | | |
| | | M | XT 350 | 350 | | 1992 | 1995 | | | | |
| | | M | 400 ARTESIA | 400 | | 1991 | | | | | |
| | | M | WR 500 B | 500 | | 1991 | 1992 | | | | |
| | | M | XT 600 E - K | 600 | | 1991 | 1994 | | | | |
| | | M | XT 600 E - K | 600 | | 1995 | 2003 | | | | |
| | | M | XT 600 Z TENERE | 600 | | 1991 | | | | | |
| | | M | XTZ 660 TENERE | 660 | | 1991 | 1998 | | | | |
| | YAMAHA 3 WHEELERS | A | YTZ 250 N/S | 250 | | 1985 | 1986 | | | | |
| | | A | YTZ 250 N/S | 250 | | 1985 | 1986 | | | | |
| | YAMAHA ATV | A | YFM 350 XT/XU WARRIOR | 350 | | 1987 | 1988 | | | | |
| | | A | YFZ 350 T/U/W BANSHEE | 350 | | 1987 | 1989 | | | | |

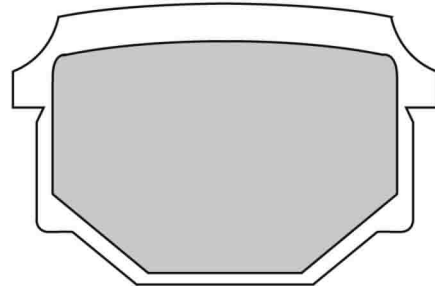
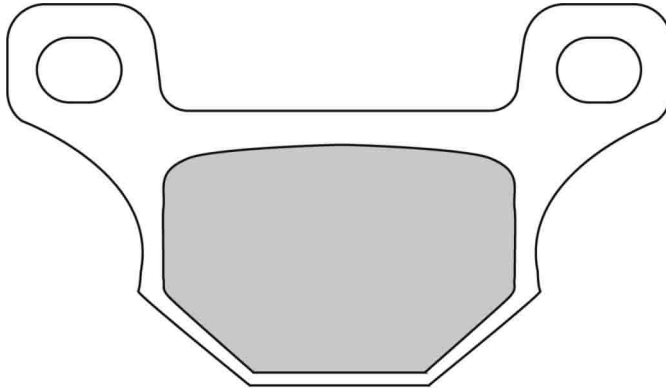
For CROSS REFERENCES see pages 7000



FDB384

88.1 x 49.1 x 7.5 mm / 56.1 x 36.1 x 10.0 mm

MATERIAL AVAILABILITY

| P | PRP | AG | EF | SG | ST | SM | CP1 | XRAC |
|---|-----|----|----|----|----|----|-----|------|
| ✓ | | | | | | | | |



| | | CC | KW | FROM | TO | FRONT / REAR | | | CC | KW | FROM | TO | FRONT / REAR |
|---|----------------|---------------------------------|-----|------|------|--------------|---|---|-----|----|------|------|--------------|
|  | AJP | M PR4 Enduro 125 | 125 | 2010 | 2012 | R |  | M MRT 50 PRO / SUPERMOTARD / Competizione | 50 | | 2008 | | R |
| | | M PR4 Enduro Pro 125 | 125 | 2010 | 2012 | R | | M MRT 50 SUPERMOTARD | 50 | | 2010 | | F |
| | | M PR4 Supermoto 125 | 125 | 2010 | 2012 | R | | M MRT 50 SUPERMOTARD | 50 | | 2010 | | R |
| | | M PR4 Supermoto Pro 125 | 125 | 2010 | 2011 | R | | M RS2 50 MATRIX / PRO 50 (JJUAN) | 50 | | 2007 | 2008 | R |
| | | M PR4 200 Supermoto Pro | 200 | 2010 | 2011 | R | | M TANGO 50 Motard | 50 | | 2009 | | F |
| | | M PR4 Enduro 200 | 200 | 2010 | 2011 | R | | M MARATHON 125 PRO / SUPERMOTARD | 125 | | 2008 | | R |
| | | M PR4 Enduro Pro 200 | 200 | 2010 | 2011 | R | | M MARATHON 125 / MOTARD | 125 | | 2008 | | F |
| | | M PR4 200 Supermoto | 200 | 2010 | 2011 | R | | M MARATHON 125 / MOTARD | 125 | | 2008 | | R |
| | APRILIA | M RS4 50 (AJP caliper) | 50 | 2011 | | R | | M RS2 125 / PRO 125 (JJUAN) | 125 | | 2007 | 2008 | R |
| | | M RS4 125 4T (AJP caliper) | 125 | 2011 | | R | SHERCO | M SU 50 (2T) Urban Base - Cast wheel model) | 50 | | 2010 | | F |
| | | M RX 125 | 125 | 2008 | 2013 | R | SINNIS | M QM 125-2 C Vista 125 | 125 | | 2008 | | F |
| | CFMOTO | M CF 150 Leader | 150 | 2010 | 2012 | F | | M QM 125 GY-2D Trackstar 125 (4T) | 125 | | 2010 | | F |
| | DERBI | M GPR 50 | 50 | 2010 | | R | SUZUKI | M GN 125 | 125 | | 1983 | 1993 | F |
| | | M SENDA DRD Evo 50 | 50 | 2008 | | R | | M GS 125 ESD | 125 | | 1983 | 1994 | F |
| | | M GPR 125 | 125 | 2010 | | R | | M GS 125 E - KATANA | 125 | | 1990 | 1994 | F |
| | | M MULHACEN CAFE' 125 | 125 | 2008 | | R | TGB | S 302Sport (50cc) | 50 | | 2003 | 2009 | F |
| | | M SENDA DRD 125 | 125 | 2010 | | R | | S 309RS 50 | 50 | | 2002 | 2003 | F |
| | | M TERRA 125 | 125 | 2007 | 2008 | R | | S R50 X Bullet | 50 | | 2006 | 2010 | F |
| | | M TERRA 125 ADVENTURE | 125 | 2010 | 2013 | R | | S R50 X Bullet | 50 | | 2010 | | F |
| | KEEWAY | M Speed 125/150 | 125 | 2007 | 2012 | F | | S 303RHawk/Laser (125cc) | 125 | | 2004 | 2008 | F |
| | | M Speed 125/150 | 125 | 2007 | 2012 | R | | S 303RHawk/Laser (125cc) | 125 | | 2009 | | F |
| | PEUGEOT | S NK7 (50cc) Naked | 50 | 2009 | 2012 | R | | S 304Sport (125cc) | 125 | | 2003 | 2009 | F |
| | | S XPS 50 SM | 50 | 2009 | | F | | S R125 X Bullet | 125 | | 2008 | 2009 | F |
| | | S XPS 50 SM | 50 | 2009 | | F | | S R125 X Bullet | 125 | | 2010 | | F |
| | | S XPS 50 Top Road (17? F/Wheel) | 50 | 2010 | 2012 | F | | S Delivery/Express(125cc) | 125 | | 2004 | | F |
| | | S XPS 50 Track (21? F/Wheel) | 50 | 2011 | 2012 | F | | S 303RHawk/Laser (150cc) | 150 | | 2004 | 2008 | F |
| | | S XR7 (50cc) Full Fairing | 50 | 2008 | 2012 | R | | S 303RHawk/Laser (150cc) | 150 | | 2009 | | F |
| | RIEJU | M MRT 50 | 50 | 2008 | | R | | S 404Executive | 404 | | 2003 | 2004 | F |
| | | M MRT 50 | 50 | 2008 | | F | | | | | | | |

For CROSS REFERENCES see pages 7000

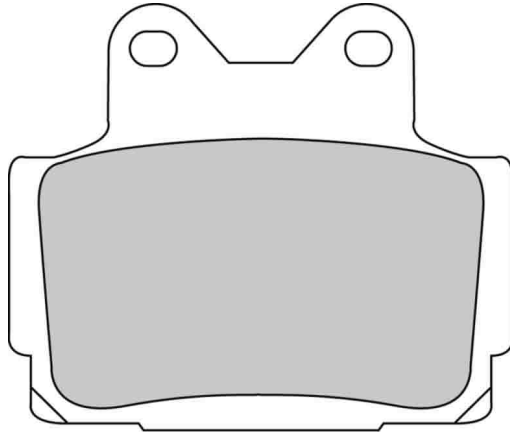
M = MOTORCYCLE
S = SCOOTER
A = ATV
Sn = SNOWMOBILE



FDB386

66.0 x 56.0 x 8.8 mm

MATERIAL AVAILABILITY

| P | PRP | AG | EF | SG | ST | SM | CP1 | XRAC |
|---|-----|----|----|----|----|----|-----|------|
| ✓ | | | ✓ | | ✓ | | | |



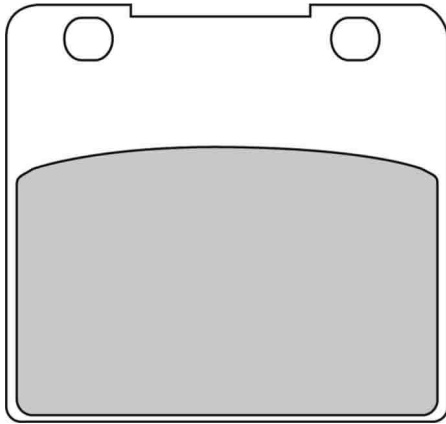
| | | CC | KW | FROM | TO | FRONT / REAR | | | CC | KW | FROM | TO | FRONT / REAR |
|---|----------------|----------------------|-----|------|------|--------------|---|--|----|----|------|----|--------------|
|  | YAMAHA | | | | | | | | | | | | |
| | M | FZR 50 | 50 | | 1990 | 1991 | R | | | | | | |
| | M | TZR 80 | 80 | | | 1991 | F | | | | | | |
| | M | 125 BIKAN | 125 | | 1991 | | F | | | | | | |
| | M | RD 125 LC R | 125 | | 1985 | 1987 | F | | | | | | |
| | M | TZR 125 | 125 | | 1987 | 1989 | F | | | | | | |
| | M | TZR 125 | 125 | | 1990 | 1992 | R | | | | | | |
| | M | SDR 200 | 200 | | 1987 | 1989 | F | | | | | | |
| | M | SDR 200 | 200 | | 1987 | 1989 | R | | | | | | |
| | M | FZR 250 | 250 | | 1986 | 1988 | R | | | | | | |
| | M | FZR 250 R | 250 | | 1989 | | R | | | | | | |
| | M | FZX 250 ZEAL | 250 | | 1991 | | R | | | | | | |
| | M | R1 250 Z | 250 | | 1997 | | R | | | | | | |
| | M | RZR 250 | 250 | | 1990 | | F | | | | | | |
| | M | RZR 250 | 250 | | 1990 | | R | | | | | | |
| | M | TDR 250 | 250 | | 1988 | 1992 | R | | | | | | |
| M | TZ 250 | 250 | | 1985 | 1988 | R | | | | | | | |
| M | TZR 250 | 250 | | 1985 | 1989 | R | | | | | | | |
| M | TZR 250 R - SP | 250 | | 1989 | 1992 | R | | | | | | | |
|  | M | RD 350 all models | 350 | | 1985 | 1995 | F | | | | | | |
| | M | RD 350 all models | 350 | | 1985 | 1995 | R | | | | | | |
| | M | FZ 400 | 400 | | 1986 | | R | | | | | | |
| | M | FZR 400 RR - SP | 400 | | 1991 | 1992 | R | | | | | | |
| | M | SRX 400 | 400 | | 1985 | 1986 | R | | | | | | |
| | M | SRX 400 | 400 | | 1987 | 1989 | R | | | | | | |
| | M | XJ 400 DIVERSION - R | 400 | | 1991 | 1994 | R | | | | | | |
| | M | RD 500 LC | 500 | | 1984 | 1986 | R | | | | | | |
| | M | RD 500 YPVS LC | 500 | | 1984 | 1987 | R | | | | | | |
| | M | 600 DIVERSION | 600 | | 1992 | 1997 | R | | | | | | |
| | M | FZ 600 | 600 | | 1987 | 1988 | R | | | | | | |
| | M | FZS 600 FAZER | 600 | | 1999 | 2003 | R | | | | | | |
| | M | SRX 600 | 600 | | 1985 | 1987 | F | | | | | | |
| | M | SRX 600 | 600 | | 1985 | 1987 | R | | | | | | |
| | M | SRX 600 | 600 | | 1988 | 1990 | R | | | | | | |
| | M | XJ 600 S | 600 | | 1992 | 1997 | R | | | | | | |
| M | XJ 600 S | 600 | | 1998 | 2003 | R | | | | | | | |

FDB389

58.0 x 54.0 x 8.7 mm

MATERIAL AVAILABILITY

| P | PRP | AG | EF | SG | ST | SM | CP1 | XRAC |
|---|-----|----|----|----|----|----|-----|------|
| ✓ | | | | | ✓ | | | |



| | | CC | KW | FROM | TO | FRONT / REAR |
|--|--|-----|----|------|------|--------------|
| | M GSX-R 250 | 250 | | 1987 | 1988 | F |
| | M GSX 400 X IMPULSE 400 | 400 | | 1986 | 1988 | F |
| | M GSX-R 400 (III-IV) | 400 | | | 1988 | F |
| | M RG 400 GAMMA | 400 | | 1985 | | F |
| | M RG 500 RF GAMMA | 500 | | 1985 | 1987 | F |
| | M VS 600 GL INTRUDER | 600 | | 1997 | 1999 | F |
| | M VS 700 GL INTRUDER | 700 | | 1985 | | F |
| | M GSX 750 LIMITED EDITION | 750 | | 1986 | | F |
| | M GSX 750 EF | 750 | | 1987 | | F |
| | M GSX-R 750 LTD Special Edition | 750 | | 1987 | 1988 | F |
| | M GT 750 RF | 750 | | 1985 | 1986 | F |
| | M VS 750 INTRUDER (All Models) | 750 | | 1985 | 1991 | F |
| | M VS 800 GL INTRUDER (VS52B) | 800 | | 1992 | 1999 | F |

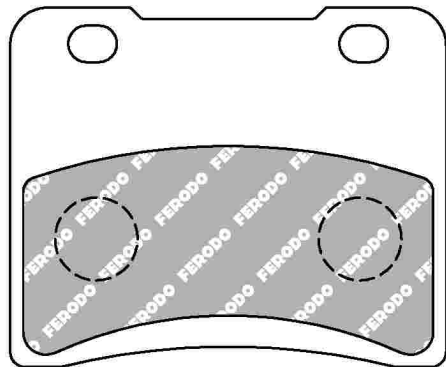
| | | CC | KW | FROM | TO | FRONT / REAR |
|--|---|------|----|------|------|--------------|
| | M GSX 1100 E - EF - ES | 1100 | | 1984 | 1986 | F |
| | M GSX 1100 E - EF - ES | 1100 | | 1984 | 1986 | R |
| | M GSX-R 1100 | 1100 | | 1985 | 1988 | F |
| | M GV 1400 GD | 1400 | | 1985 | 1986 | F |
| | M GV 1400 GD | 1400 | | 1985 | 1986 | R |
| | M GV 1400 | 1400 | | 1985 | 1986 | F |
| | M VS 1400 Intruder (VX51L) | 1400 | | 1987 | 1995 | F |
| | M VS 1400 Intruder (VX51L) | 1400 | | 1987 | 1995 | R |
| | M VS 1400 GLP Intruder (VX51L/T) | 1400 | | 1996 | 2003 | F |
| | M VS 1400 GLP Intruder (VX51L/T) | 1400 | | 1996 | 2003 | R |
| | M VL 1500 | 1500 | | 1998 | 2001 | F |
| | M VL 1500 | 1500 | | 1998 | 2001 | R |

FDB390

58.0 x 47.9 x 8.8 mm

MATERIAL AVAILABILITY

| P | PRP | AG | EF | SG | ST | SM | CP1 | XRAC |
|---|-----|----|----|----|----|----|-----|------|
| ✓ | | | | | | | | |



| | | CC | KW | FROM | TO | FRONT / REAR |
|--|-------------------------|-----|----|------|------|--------------|
| | M GF 250 S | 250 | | 1986 | | F |
| | M RG 250 W GAMMA | 250 | | 1984 | 1987 | F |

| | | CC | KW | FROM | TO | FRONT / REAR |
|--|----------------------------|-----|----|------|------|--------------|
| | M GSX 400 R I/II | 400 | | 1985 | 1986 | F |
| | M GSX-R 400 (JAPAN) | 400 | | 1985 | | R |

For CROSS REFERENCES see pages 7000

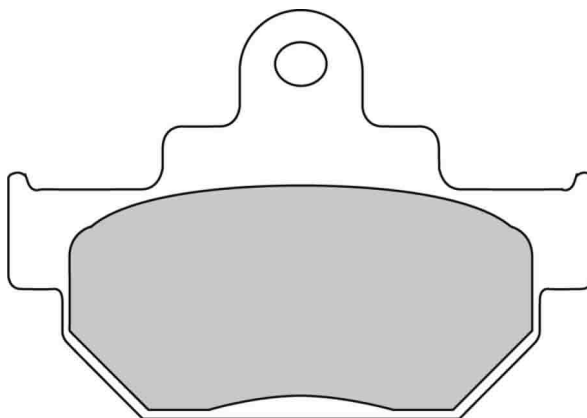
M = MOTORCYCLE
S = SCOOTER
A = ATV
Sn = SNOWMOBILE

FDB404

77.0 x 54.0 x 7.1 mm



MATERIAL AVAILABILITY

| P | PRP | AG | EF | SG | ST | SM | CP1 | XRAC |
|---|-----|----|----|----|----|----|-----|------|
| ✓ | | | | | | | | |



ALSO AVAILABLE

| SHAPE | TH. MM | NOTES |
|--------|--------|-------|
| FDB673 | 9.4 | |

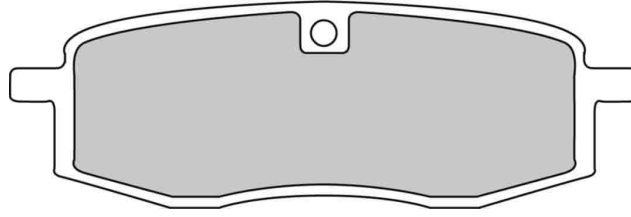
| | | CC | KW | FROM | TO | FRONT / REAR | | | CC | KW | FROM | TO | FRONT / REAR |
|---|--------------|-----|----|------|----|--------------|---|---------------------|-----|----|------|------|--------------|
|  | MAICO | | | | | |  | | | | | | |
| | M 250 CROSS | 250 | | 1986 | | F | | M GPE 500 | 500 | | 1987 | | F |
| | M 250 CROSS | 250 | | 1986 | | R | | M GPE 500 | 500 | | 1987 | | R |
| | M 250 ENDURO | 250 | | 1986 | | F | SUZUKI | M GZ 125 MARAUDER | 125 | | 1998 | 2011 | F |
| | M 250 ENDURO | 250 | | 1986 | | R | | M RM 125 F - G | 125 | | 1985 | 1986 | F |
| | M GP 250 | 250 | | 1987 | | F | | M VL 125 INTRUDER | 125 | | 2000 | | F |
| | M GP 250 | 250 | | 1987 | | R | | M AN 150 | 150 | | 1997 | 2000 | F |
| | M GP 400 | 400 | | 1987 | | F | | M GZ 250 MARAUDER | 250 | | 2000 | | F |
| | M GP 400 | 400 | | 1987 | | R | | M RM 250 F - IG - G | 250 | | 1985 | 1986 | F |
| | M 500 CROSS | 500 | | 1986 | | F | | M TU 250 X | 250 | | 1997 | 2000 | F |
| | M 500 CROSS | 500 | | 1986 | | R | | M VL 250 INTRUDER | 250 | | 2000 | 2001 | F |
| | M 500 ENDURO | 500 | | 1986 | | F | | M VOLTY 250 | 250 | | 1995 | 2000 | F |
| | M 500 ENDURO | 500 | | 1986 | | R | | M RM 500 F | 500 | | 1985 | 1986 | F |
| | M GP 500 | 500 | | 1987 | | F | | M LS 650 SAVAGE | 650 | | 1987 | 1999 | F |
| | M GP 500 | 500 | | 1987 | | R | | | | | | | |

FDB411

91.0 x 30.0 x 8.4 mm

MATERIAL AVAILABILITY

| P | PRP | AG | EF | SG | ST | SM | CP1 | XRAC |
|---|-----|----|----|----|----|----|-----|------|
| ✓ | | | | | | | | |



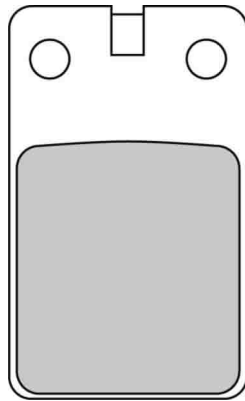
| YAMAHA | | | | | | | | | | | | | |
|--------|----------|-----|----|------|------|--------------|---|----------|-----|----|------|------|--------------|
| | | CC | KW | FROM | TO | FRONT / REAR | | | CC | KW | FROM | TO | FRONT / REAR |
| M | YZ 125 | 125 | | 1985 | 1987 | F | M | TT 350 | 350 | | 1986 | 1990 | F |
| M | YZ 125 | 125 | | 1988 | | F | M | TT 350 | 350 | | 1991 | 1995 | F |
| M | TT 250 S | 250 | | 1987 | 1992 | F | M | YZ 490 | 490 | | 1985 | 1987 | F |
| M | YZ 250 | 250 | | 1985 | 1987 | F | M | TT 600 N | 600 | | 1985 | 2000 | F |
| M | YZ 250 | 250 | | 1988 | | F | | | | | | | |

FDB436

31.5 x 52.0 x 5.5 mm

MATERIAL AVAILABILITY

| P | PRP | AG | EF | SG | ST | SM | CP1 | XRAC |
|---|-----|----|----|----|----|----|-----|------|
| ✓ | | | | | | | | |



Pinze / Calipers

Grimeca

2-Piston, Twin Pin: 1005T

| BENELLI | | | | | | | | | | | | | |
|---------|------------------------|-----|----|------|------|--------------|---------|------------------------------------|-----|----|------|------|--------------|
| | | CC | KW | FROM | TO | FRONT / REAR | | | CC | KW | FROM | TO | FRONT / REAR |
| M | DEVIL 50 | 50 | | 1992 | | R | M | TR 34 260 | 260 | | 1987 | 1988 | F |
| M | MASTER 4 50 | 50 | | 1995 | | F | M | TR 35 260 | 260 | | 1989 | 1991 | F |
| M | SPRING 50 | 50 | | 1992 | | R | M | Gringo 50 | 50 | | 1985 | | F |
| M | DEVIL 80 | 80 | | 1995 | | R | FANTIC | M TRIAL 50 .1 (FM.268) | 50 | | 1986 | | F |
| BETA | M ALP 50 | 50 | | 1991 | | F | M | TRIAL 50 .1 H2O | 50 | | 1987 | | F |
| M | FOUR 50 S | 50 | | 1987 | | F | M | TRIAL 125 .1 Progress 2 | 125 | | 1986 | | F |
| M | FOUR 50 AE | 50 | | 1987 | | F | M | TRIAL 125 .1 Progress 1 | 125 | | 1986 | 1986 | F |
| M | FOUR TWIN 50 | 50 | | 1988 | | F | M | TRIAL 125 .3 PROFESSIONAL (FM 361) | 125 | | 1987 | | F |
| M | TR 32 125 | 125 | | 1986 | | F | M | TRIAL 125 .3 PROFESSIONAL (FM 361) | 125 | | 1987 | | R |
| M | TR 33 125 | 125 | | 1987 | | F | M | TRIAL 200 Progress 1 | 200 | | 1986 | | F |
| M | TR 34 125 | 125 | | 1988 | | F | M | TRIAL 201 Progress2 | 201 | | 1986 | | F |
| M | ALP 240 | 240 | | 1991 | 1995 | F | M | TRIAL 240 (FM 363) | 240 | | 1987 | | F |
| M | TR 33 240 | 240 | | 1986 | 1988 | F | M | TRIAL 240 (FM 363) | 240 | | 1987 | | R |
| M | TR 33 TREKKING 240 | 240 | | 1988 | | F | M | TRIAL 241 PROFESSIONAL | 241 | | 1986 | | F |
| M | TR 34 250 | 250 | | 1986 | 1988 | F | M | TRIAL 301 Progress 1 (FM. 266) | 301 | | 1985 | | F |
| M | TR 34 250 (SPAIN) | 250 | | 1989 | | F | M | TRIAL 301 Progress 2 | 301 | | 1986 | | F |
| M | TR 34 250 (SPAIN) | 250 | | 1989 | | R | M | TRIAL 303 (FM 364) | 303 | | 1987 | | F |
| M | TR 34 250 PROFESSIONAL | 250 | | 1989 | | F | M | TRIAL 303 (FM 364) | 303 | | 1987 | | R |
| M | ALP 260 | 260 | | 1990 | | F | GARELLI | M TIGER 50 XLE | 50 | | 1986 | | R |
| M | ALP 260 | 260 | | 1990 | | F | GASGAS | M HALLEY 325 PCX | 325 | | 1987 | | F |

For CROSS REFERENCES see pages 7000

M = MOTORCYCLE
S = SCOOTER
A = ATV
Sn = SNOWMOBILE

FERODO
MOTORCYCLE PADS
Updated on 17th Oct 2017

4047

| | | CC | KW | FROM | TO | FRONT / REAR |
|----------|---|---------------------------------|-----|------|------|--------------|
| | M | HALLEY 325 PCX | 325 | | 1987 | R |
| GILERA | M | 503 50 | 50 | | 1991 | F |
| | M | 503 50 | 50 | | 1991 | R |
| | M | BULLIT 50 | 50 | | 1990 | F |
| MALAGUTI | M | CR1 50 CROSSER | 50 | | 1995 | F |
| | M | DUNE 50 ENDURO | 50 | | 1987 | F |
| | M | DUNE 50 ENDURO | 50 | | 1987 | R |
| | M | F 12 50 PHANTOM (liquid cooled) | 50 | 1995 | 1997 | F |
| | M | F 15 50 FIREFOX | 50 | 1996 | 1997 | F |
| | M | FIFTY 50 FULL (all models) | 50 | | 1983 | F |
| | M | FIFTY 50 TOP | 50 | | 1985 | F |
| | M | Mopeds 50 (all models) | 50 | | 1983 | F |
| | M | MR4 50 ENDURO | 50 | | 1987 | F |

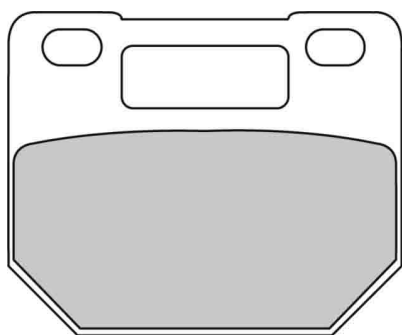
| | | CC | KW | FROM | TO | FRONT / REAR |
|-----------|---|---------------------------|-----|------|------|--------------|
| | M | MR4 50 ENDURO | 50 | | 1987 | R |
| | M | RCX-W 50 ENDURO | 50 | | 1983 | F |
| | M | RGT 50 STRADA | 50 | | 1983 | F |
| | M | RGT 50 SPORT | 50 | | 1985 | F |
| | M | RST 50 SPORT tutti i tipi | 50 | | 1987 | F |
| | M | RST 50 SPORT tutti i tipi | 50 | | 1987 | R |
| | M | SAHIB 50 ENDURO | 50 | | 1983 | F |
| MONTESA | M | MKS 50 | 50 | | 1987 | F |
| | M | COTA 304 | 304 | | 1987 | F |
| TOMOS | M | N 50 AT BT | 50 | 1991 | 2000 | F |
| TRE SOLDI | M | CR 80 | 80 | | 1985 | R |
| ZUNDAPP | M | KS 80 TOURING K | 80 | | 1982 | F |
| | M | KS 80 TOURING L | 80 | | 1982 | F |

FDB437

53.0 x 44.0 x 7.0 mm

MATERIAL AVAILABILITY

| P | PRP | AG | EF | SG | ST | SM | CP1 | XRAC |
|---|-----|----|----|----|----|----|-----|------|
| ✓ | | | | | | | | |



| | | CC | KW | FROM | TO | FRONT / REAR |
|--------|---|-------------|----|------|------|--------------|
| SUZUKI | M | RG 80 GAMMA | 80 | 1988 | 1993 | F |

| | | CC | KW | FROM | TO | FRONT / REAR |
|--|---|----------------|-----|------|------|--------------|
| | M | RG 125 W GAMMA | 125 | 1985 | 1991 | F |

For CROSS REFERENCES see pages 7000

4048

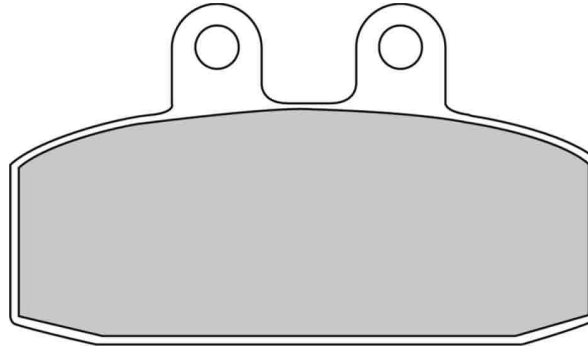
FDB438

79.0 x 47.0 x 7.4 mm

July 2016: AG compound superseded by EF



MATERIAL AVAILABILITY

| P | PRP | AG | EF | SG | ST | SM | CP1 | XRAC |
|---|-----|----|----|----|----|----|-----|------|
| ✓ | | ✗ | ✓ | | | | | |



ALSO AVAILABLE

| SHAPE | TH. MM | NOTES |
|---------|--------|--------------------------------|
| FDB2060 | | Material swept depth different |

| | | CC | KW | FROM | TO | FRONT / REAR | | | CC | KW | FROM | TO | FRONT / REAR | | | |
|---|----------------|----|----------------------------------|------|----|--------------|------|---|------------------------|-----------------------------------|----------------------|-----|--------------|------|------|---|
|  | APRILIA | M | TUAREG 50 HPC SYSTEM | 50 | | 1987 | F |  | M | KK 125 APTS | 125 | | 1987 | F | | |
| | | M | ETX 125 | 125 | | 1986 | 1997 | F | M | KZ 125 | 125 | | 1986 | F | | |
| | | M | RED ROSE 125 | 125 | | 1989 | 1989 | F | M | KZ 125 ENDURANCE | 125 | | 1988 | F | | |
| | | M | RX 125 | 125 | | 1985 | 1989 | F | M | R1 125 S | 125 | | 1988 | F | | |
| | | S | SCARABEO 125 | 125 | | 1998 | 2006 | F | M | RC 125 RALLY | 125 | | 1987 | F | | |
| | | S | SCARABEO 125 GT | 125 | | 2002 | 2003 | F | M | RRT 125 NEBRASKA (tubeless tires) | 125 | | 1987 | 2000 | F | |
| | | M | SPORTCITY 125 ie | 125 | | 2004 | | F | M | RRT 125 NEBRASKA | 125 | | 1987 | F | | |
| | | M | TUAREG 125 RALLY | 125 | | 1986 | | F | M | RTX 125 | 125 | | | F | | |
| | | M | TUAREG 125 RALLY(Mozzi Rimoldi) | 125 | | 1986 | | F | M | RV 125 ES | 125 | | 1987 | F | | |
| | | M | TUAREG 125 | 125 | | 1986 | | F | M | XR1 125 | 125 | | 1988 | F | | |
| | | M | TUAREG 125 | 125 | | 1987 | | F | M | XR2 125 | 125 | | 1989 | F | | |
| | | S | SCARABEO 150 | 150 | | 1998 | | F | M | ARIZONA HAWK 200 | 200 | | 1986 | F | | |
| | | S | SCARABEO 200 | 200 | | 2001 | 2007 | F | M | ER 200 | 200 | | 1987 | F | | |
| | | S | SCARABEO 200 GT | 200 | | 2002 | | F | M | FAST BIKE 200 | 200 | | 1987 | F | | |
| | | M | SPORTCITY 200 | 200 | | 2004 | | F | M | RTX 200 | 200 | | 1986 | F | | |
| | | M | LEONARDO 250 | 250 | | 1999 | | F | M | RV 200 ES | 200 | | 1987 | F | | |
| | | M | SPORTCITY 250 ie | 250 | | 2007 | | F | M | RC 250 RALLY | 250 | | 1987 | F | | |
| | | M | TUAREG 250 RALLY (Mozzi Rimoldi) | 250 | | 1986 | | F | M | DAKOTA 350 | 350 | | 1986 | F | | |
| | | M | TUAREG 250 RALLY | 250 | | 1986 | | F | M | ER 350 | 350 | | 1987 | F | | |
| | | M | LEONARDO 300 | 300 | | 2004 | | F | M | XRT 350 | 350 | | 1990 | F | | |
| | | M | SPORTCITY 300 / Cube Black line | 300 | | 2008 | | F | M | DAKOTA 500 | 500 | | 1987 | F | | |
| | | M | ETX 350 | 350 | | 1986 | | F | M | ER 500 | 500 | | 1987 | F | | |
| | | M | ETX 350 AE | 350 | | 1987 | | F | M | XRT 600 | 600 | | 1988 | F | | |
| | | M | TUAREG 350 | 350 | | 1987 | | F | HONDA | M | CLR 125 CITY FLY | 125 | | 2000 | F | |
| | | M | TUAREG 350 WIND | 350 | | 1987 | 1988 | F | | M | CRM 125 (Italy) | 125 | | 1990 | 1999 | F |
| | | S | SCARABEO 400 ie | 400 | | 2007 | | F | | M | MTX 125 R | 125 | | 1987 | 1988 | F |
| | | S | ATLANTIC (ARECIFE) 500 | 500 | | 2001 | | F | | M | MTX 125 RII | 125 | | 1989 | F | |
| | | S | SCARABEO 500 | 500 | | 2008 | | F | | M | NS 125 F | 125 | | 1985 | 1987 | F |
| | | S | SCARABEO 500 Class | 500 | | 2010 | | F | | M | NS 125 R | 125 | | 1987 | 1990 | F |
| | | M | ETX 600 | 600 | | 1986 | | F | | M | NSR 125 R - F | 125 | | 1988 | 1990 | F |
| CAGIVA | | M | BLUES 50 | 50 | | 1989 | | F | | M | NSR 125 FII | 125 | | 1991 | 1993 | F |
| | | M | MITO 50 | 50 | | 1998 | | F | | M | NSR 125 R | 125 | | 1991 | 2001 | F |
| | | M | BLUES 125 | 125 | | 1988 | 1992 | F | | M | NSR 125 F RAIDEN | 125 | | 1994 | 1996 | F |
| | | M | BLUES 125 | 125 | | 1993 | | F | | M | NX 125 (ITALY) | 125 | | 1990 | | F |
| | | M | ROADSTER 125 | 125 | | 1994 | | F | | M | XL 125 R | 125 | | 1987 | 1988 | F |
| | | M | ROADSTER 200 | 200 | | 1996 | | F | | M | XL 125 PARIS DAKAR | 125 | | 1989 | | F |
| | | M | ALA AZZURRA 650 GT | 650 | | 1987 | | F | | M | XL 125 L PARIS DAKAR | 125 | | 1989 | | F |
| FANTIC | | M | RAIDER 250 (FM. 259) | 250 | | 1985 | | F | | M | MTX 200 R | 200 | | 1987 | | F |
| GARELLI | | M | TIGER 125 XLE | 125 | | 1986 | 1986 | F | | M | XL 200 R | 200 | | 1985 | | F |
| GASGAS | | M | EC ROOKIE 50 | 50 | | 2001 | | F | HONDA-HM ITALIA | M | DT 125 | 125 | | 1987 | | F |
| | | M | CROSS 125 | 125 | | 1994 | | R | | M | MTX 125 R | 125 | | 1986 | | F |
| | | M | TT 125 ENDURCROSS | 125 | | 1993 | | R | | M | MTX 125 RALLY SPORT | 125 | | 1988 | | F |
| GILERA | | M | ARIZONA HAWK 125 | 125 | | 1986 | | F | | M | NS 125 F | 125 | | 1985 | | F |
| | | M | CMM APTS 125 | 125 | | 1987 | | F | | M | NS 125 R SUPER SPORT | 125 | | 1987 | | F |
| | | M | ER 125 | 125 | | 1987 | | F | | M | NSR 125 R | 125 | | 1989 | | F |
| | | M | FAST BIKE 125 | 125 | | 1987 | | F | | M | XL 125 L PARIS DAKAR | 125 | | 1985 | | F |

For CROSS REFERENCES see pages 7000

M = MOTORCYCLE
S = SCOOTER
A = ATV
Sn = SNOWMOBILE

| | | CC | KW | FROM | TO | FRONT / REAR |
|-------------|-------------------------|-----|----|------|------|--------------|
| | M XL 125 R2 | 125 | | 1987 | | F |
| | M XL 200 L | 200 | | 1985 | | F |
| | M XL 200 L PARIS DAKAR | 200 | | 1987 | | F |
| | M XL 200 R2 | 200 | | 1987 | | F |
| MALAGUTI | M SPIDER MAX RS 500/ GT | 500 | | 2004 | | F |
| MOTO MORINI | M CAMEL 501 | 50 | | 1987 | | F |
| | M EXCALIBUR 501 | 50 | | 1986 | 1988 | F |
| | M EXCALIBUR 501 | 50 | | 1987 | 1988 | F |

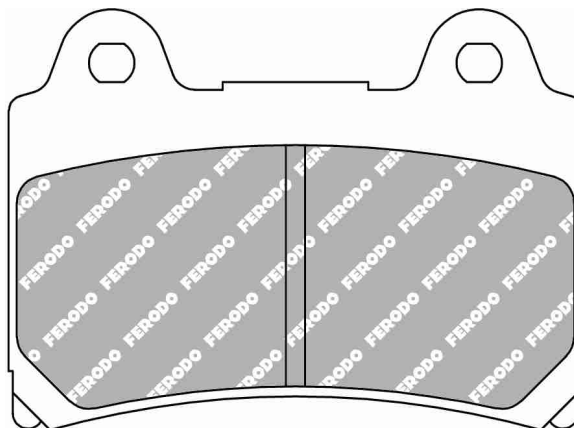
| | | CC | KW | FROM | TO | FRONT / REAR |
|---------------|--------------------------|-----|----|------|------|--------------|
| | M BLUES 125 | 125 | | 1993 | | F |
| | M EXCALIBUR 350 | 350 | | 1986 | 1989 | F |
| | M KANGURO 350 | 350 | | 1987 | | F |
| MOTORHISPANIA | M RX 50 RACING | 50 | | 2000 | | F |
| PUCH | M 125 | 125 | | 1987 | | F |
| YAMAHA | M DT 125 (Italia) | 125 | | 1986 | 1987 | F |
| | M DT 125 TENERE (Italia) | 125 | | 1987 | | F |

FDB449

74.9 x 54.8 x 10.7 mm

MATERIAL AVAILABILITY

| P | PRP | AG | EF | SG | ST | SM | CP1 | XRAC |
|---|-----|----|----|----|----|----|-----|------|
| ✓ | | | | | ✓ | | | |



ALSO AVAILABLE

| SHAPE | TH. MM | NOTES |
|--------|--------|-------|
| FDB662 | 8.8 | |

Pinze / Calipers

FLORIDA Caliper

4-Piston (Th. 10.7mm)

| | | CC | KW | FROM | TO | FRONT / REAR |
|--------|-------------|-----|----|------|------|--------------|
| YAMAHA | M FZR 250 | 250 | | 1986 | 1988 | F |
| | M R1 250 Z | 250 | | 1997 | | F |
| | M TDR 250 | 250 | | 1988 | 1992 | F |
| | M TZ 250 | 250 | | 1985 | 1988 | F |
| | M TZR 250 | 250 | | 1985 | 1989 | F |
| | M FZR 400 R | 400 | | 1987 | 1990 | F |
| | M SRX 400 | 400 | | 1987 | 1989 | F |
| | M SRX 600 | 600 | | 1988 | 1990 | F |

| | | CC | KW | FROM | TO | FRONT / REAR |
|--|------------------------------|------|----|------|------|--------------|
| | M TDM 850 | 850 | | 1991 | 1995 | F |
| | M TRX 850 | 850 | | 1995 | 1999 | F |
| | M FZR 1000 GENESIS - EX-UP | 1000 | | 1986 | 1988 | F |
| | M FJ 1200 W - WC | 1200 | | 1989 | 1991 | F |
| | M XVZ 1300 AH/ATH ROYAL STAR | 1300 | | 1996 | 2001 | R |
| | M XVZ 1300 TF VENTURE STAR | 1300 | | 1999 | 2001 | R |
| | M XV 1600 A WILD STAR | 1600 | | 1999 | | R |

For CROSS REFERENCES see pages 7000

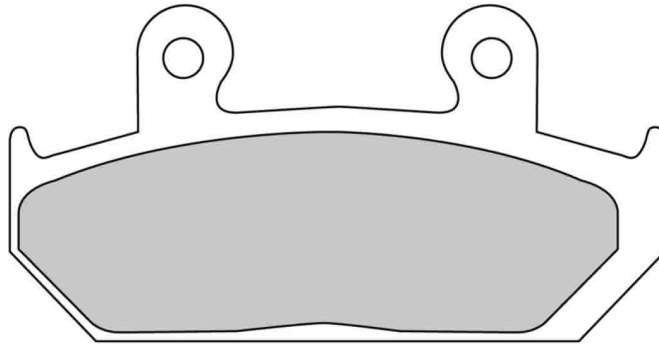
4050

FDB452

88.1 x 46.1 x 8.5 mm



MATERIAL AVAILABILITY

| P | PRP | AG | EF | SG | ST | SM | CP1 | XRAC |
|---|-----|----|----|----|----|----|-----|------|
| ✓ | | | | | ✓ | | | |



ALSO AVAILABLE

| SHAPE | TH. MM | NOTES |
|---------|--------|----------------------|
| FDB663 | 9.8 | |
| FDB2173 | 8.5 | pin on the backplate |

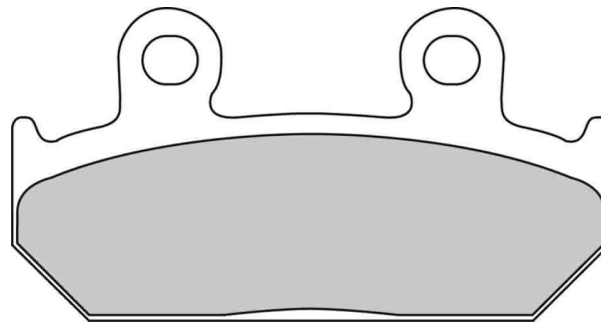
|  | | | | | |  | | | | | | | | | |
|---|---|--------------|-----|------|------|---|---|--|----|--------------------------|------|----|---------------|------|---|
| | | CC | KW | FROM | TO | FRONT REAR | | | CC | KW | FROM | TO | FRONT REAR | | |
| HONDA | M | RS 125 R | 125 | | 1988 | | F | | M | NX 650 DOMINATOR | 650 | | 1993 | 1994 | F |
| | M | CB 250 | 250 | | 1988 | 1991 | F | | M | VFR 700 F/F2 INTERCEPTOR | 700 | | 1986 | 1987 | F |
| | M | VTZ 250 | 250 | | 1988 | | F | | M | CBR 1000 F | 1000 | | 1987 | 1988 | F |
| | M | TRANSALP 400 | 400 | | 1992 | | F | | M | CBR 1000 R HURRICANE | 1000 | | 1987 | 1988 | F |

FDB462

81.2 x 42.0 x 8.0 mm

MATERIAL AVAILABILITY

| P | PRP | AG | EF | SG | ST | SM | CP1 | XRAC |
|---|-----|----|----|----|----|----|-----|------|
| ✓ | | | | | ✓ | | | |





ALSO AVAILABLE

| SHAPE | TH. MM | NOTES |
|---------|--------|-------|
| FDB2113 | 9.5 | |

For CROSS REFERENCES see pages 7000

M = MOTORCYCLE
S = SCOOTER
A = ATV
Sn = SNOWMOBILE

| | | CC | KW | FROM | TO | FRONT / REAR |
|--|--------------------------|-----|----|------|------|--------------|
|  | HONDA | | | | | |
| M | CBR 250 F | 250 | | 2004 | | F |
| M | CBR 250 R HURRICANE | 250 | | 1986 | 1988 | F |
| M | NSR 250 | 250 | | 1986 | | F |
| M | NSR 250 R | 250 | | 1986 | 1987 | F |
| M | VT 250 F INTEGRA | 250 | | 1987 | | F |
| M | CB 350 SG | 350 | | 1986 | | F |
| M | CBR 400 RH-YA (NC23) 101 | 400 | | 1986 | 1986 | F |
| M | CBR 400 RG (NC23) 100 | 400 | | 1986 | 1986 | F |

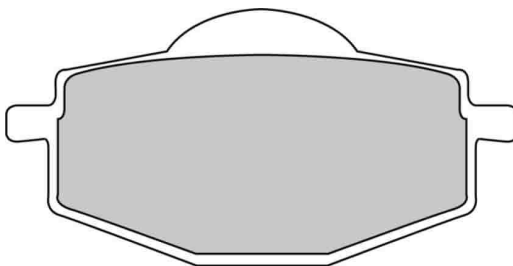
| | | CC | KW | FROM | TO | FRONT / REAR |
|--|----------------------------|-----|----|------|------|--------------|
|  | | | | | | |
| M | VFR 400 R | 400 | | 1986 | 1987 | F |
| M | VFR 400 R | 400 | | 1987 | 1989 | F |
| M | CBX 450 S | 450 | | 1987 | | F |
| M | CBR 500 | 500 | | 1987 | 1990 | F |
| M | CBR 600 F/R HURRICANE | 600 | | 1987 | 1990 | F |
| M | XRV 750 AFRICA TWIN (RD04) | 750 | 37 | 1990 | 1993 | F |
| M | XRV 750 AFRICA TWIN (RD04) | 750 | 43 | 1990 | 1993 | F |

FDB475

71.0 x 36.0 x 8.0 mm


MATERIAL AVAILABILITY


| P | PRP | AG | EF | SG | ST | SM | CP1 | XRAC |
|---|-----|----|----|----|----|----|-----|------|
| | | ✓ | | | | | | |



ALSO AVAILABLE

| SHAPE | TH. MM | NOTES |
|--------|--------|-------|
| FDB383 | 9.4 | |

| | | CC | KW | FROM | TO | FRONT / REAR |
|---|------------------------------|-----|----|------|------|--------------|
|  | HONDA-HM ITALIA | | | | | |
| M | CRE 50 (up to frame nr.1000) | 50 | | | | R |
| YAMAHA | | | | | | |
| M | YSR 50 | 50 | | 1986 | 1987 | F |
| M | YSR 60 | 60 | | 1986 | 1987 | F |
| M | DT 80 LC - LC II - N | 80 | | 1985 | | F |
| M | TDR 80 | 80 | | 1989 | | F |
| M | TDR 80 | 80 | | 1989 | | R |
| M | YSR 80 | 80 | | 1986 | | F |
| M | DT 125 LC - R | 125 | | 1985 | 1986 | F |
| M | DT 125 LC / R | 125 | | 1988 | | F |

| | | CC | KW | FROM | TO | FRONT / REAR |
|---|--------------------|-----|----|------|------|--------------|
|  | | | | | | |
| M | TDR 125 R | 125 | | 1993 | 2003 | R |
| M | XC 125 TR CYGNUS R | 125 | | 1998 | 2003 | F |
| M | RT 180 G | 180 | | 1995 | 2000 | F |
| M | DT 200 R | 200 | | 1988 | 1991 | F |
| M | DT 200 R | 200 | | 1988 | 1991 | R |
| M | XT 350 4 VALVES | 350 | | 1986 | 1987 | F |
| M | TT 600 | 600 | | 1987 | 1992 | F |
| M | XT 600 4 VALVES | 600 | | 1987 | 1989 | R |
| M | XT 600 Z TENERE | 600 | | 1988 | 1990 | R |

For CROSS REFERENCES see pages 7000

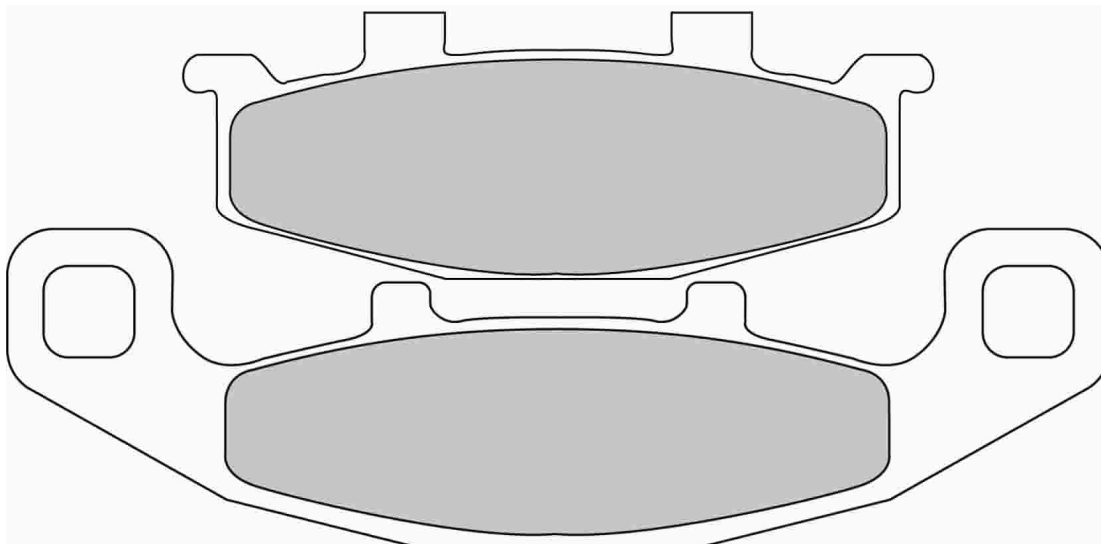
4052

FDB481

95.0 x 35.0 x 8.8 mm / 141.0 x 42.0 x 8.3 mm

MATERIAL AVAILABILITY

| P | PRP | AG | EF | SG | ST | SM | CP1 | XRAC |
|---|-----|----|----|----|----|----|-----|------|
| ✓ | | | ✓ | | ✓ | | | |



| | | CC | KW | FROM | TO | FRONT REAR | | | CC | KW | FROM | TO | FRONT REAR | |
|---|-----------------|--------------------------|-----|------|------|---------------|---|---|------------------------------|------|------|------|---------------|---|
|  | KAWASAKI | M EX 250 H1 - H2 | 250 | | 1990 | | F |  | M GPZ 750 R - G2-3 | 750 | | 1987 | F | |
| | | M GPX 250 R NINJA | 250 | | 1987 | 1995 | F | | M GPZ 750 R - G2-3 | 750 | | 1987 | R | |
| | | M KDX 250 BALIUS | 250 | | 1991 | 1993 | F | | M ZR 750 | 750 | | 1991 | 1995 | F |
| | | M KLE 250 ANHELO | 250 | | 1993 | 1999 | F | | M ZR 750 | 750 | | 1991 | 1995 | R |
| | | M KLE 250 ANHELO | 250 | | 2000 | 2002 | F | | M ZR 750 ZEPHYR | 750 | | 1991 | 1993 | F |
| | | M KR-1 250 | 250 | | 1988 | | F | | M ZR 750 ZEPHYR | 750 | | 1996 | R | |
| | | M ZZR 250 (EX 250 H) | 250 | | 1990 | 1993 | F | | M ZX 750 F2 NINJA | 750 | | 1988 | F | |
| | | M EX 4 400 | 400 | | 1995 | | F | | M ZX 750 F2 NINJA | 750 | | 1988 | R | |
| | | M GPX 400 R | 400 | | 1987 | | R | | M GPZ 900 R | 900 | | 1990 | 1996 | R |
| | | M GPZ 400 R | 400 | | 1990 | | R | | M GPX 1000 R | 1000 | | 1988 | 1990 | F |
| | | M KLE 400 | 400 | | 1991 | | F | | M GPX 1000 R | 1000 | | 1988 | 1990 | R |
| | | M ZL 400 ELIMINATOR | 400 | | 1993 | | F | | M Z 1000 GTR | 1000 | | 1994 | 2003 | F |
| | | M ZR 400 ZEPHYR | 400 | | 1993 | 1995 | F | | M ZX 1000 ELIMINATOR | 1000 | | 1988 | 1990 | F |
| | | M ZR 400 ZEPHYR (ZR-C) | 400 | | 1989 | 1992 | F | | M ZX 1000 ELIMINATOR | 1000 | | 1988 | 1990 | R |
| | | M ZXR 400 | 400 | | 1994 | | F | | M ZX 1000 RX NINJA - TOMCAT | 1000 | | 1988 | 1990 | F |
| | | M ZZR 400 | 400 | | 1990 | 1992 | R | | M ZX 1000 RX NINJA - TOMCAT | 1000 | | 1988 | 1990 | R |
| | | M ER-5 500 (ER) | 500 | | 1997 | 2000 | F | | M ZX10 1000 TOMCAT B1-3 | 1000 | | 1988 | 1990 | F |
| | | M EX 500 all models | 500 | | 1987 | 1991 | F | | M ZX10 1000 TOMCAT B1-3 | 1000 | | 1988 | 1990 | R |
| | | M GPZ 500 S | 500 | | 1993 | | R | | M ZZR 1000 | 1000 | | 1991 | R | |
| | | M GPZ 500 S | 500 | | 1994 | 1997 | F | | M ZR 1100 ZEPHYR (ZR 1100 A) | 1100 | | 1992 | 1996 | R |
| | | M KLE 500 | 500 | | 1991 | | F | | M ZR 1100 ZEPHYR | 1100 | | 1996 | 1997 | R |
| | | M ZZ-R 500 | 500 | | 1990 | | R | | M ZR 1100 ZEPHIR | 1100 | | 1997 | 2000 | R |
| | | M ZEPHYR 550 | 550 | | 1991 | | F | | M ZX 1100 | 1100 | | 1993 | R | |
| | | S ZR 550 ZEPHYR | 550 | | 1990 | 1992 | F | | M ZZR 1100 GT (ZX 1100 C) | 1100 | | 1990 | 1992 | R |
| | | S ZR 550 ZEPHYR | 550 | | 1993 | 1999 | F | | M ZRX 1200 R - S | 1200 | | 2000 | F | |
| | | S GPX 600 R (ZX) | 600 | | 1988 | 1996 | F | SUZUKI | M RG 125 U WOLF | 125 | | 1992 | 1994 | F |
| | | S GPX 600 R (ZX) | 600 | | 1988 | 1996 | R | | M RG 200 WOLF | 200 | | 1993 | 1994 | F |
| | | M GPX 600 R WARBIRD | 600 | | 1988 | 1996 | F | | M ACROSS 250 | 250 | | 1990 | F | |
| | | M GPX 600 R WARBIRD | 600 | | 1988 | 1996 | R | | M 250 BANDIT | 250 | | 1990 | F | |
| | | M KLE 600 | 600 | | 1992 | | F | | M GSF 250 BANDIT | 250 | | 1990 | F | |
| | | M ZL 600 B1 ELIMINATOR | 600 | | 1995 | 1997 | F | | M GSX 250 S KATANA | 250 | | 1991 | F | |
| | | M ZX 6R 600 D1-D2 (DX 6) | 600 | | 1990 | 1993 | R | | M SW1 250 | 250 | | 1992 | F | |
| | | M ZZR 600 | 600 | | 1990 | 1992 | R | | M GSF 400 BANDIT | 400 | | 1991 | 1992 | F |
| | | M KL 650 TENGAJ | 650 | | 1989 | 1992 | F | | M GS 500 E - K - L - M | 500 | | 1989 | 1993 | F |
| | | M GPX 750 BLACKBIRD | 750 | | 1988 | 1989 | F | | M DR 800 BIG all models | 800 | | 1991 | F | |
| | | M GPX 750 BLACKBIRD | 750 | | 1988 | 1989 | R | | M VX 800 | 800 | | 1990 | 1994 | F |
| | | M GPX 750 WARBIRD | 750 | | 1988 | 1989 | F | | M GSX 1100 GM | 1100 | | 1991 | 1992 | F |
| | | M GPX 750 WARBIRD | 750 | | 1988 | 1989 | R | | M GSX 1100 G | 1100 | | 1993 | 1996 | F |

For CROSS REFERENCES see pages 7000

M = MOTORCYCLE
S = SCOOTER
A = ATV
Sn = SNOWMOBILE

FERODO
MOTORCYCLE PADS
Updated on 17th Oct 2017

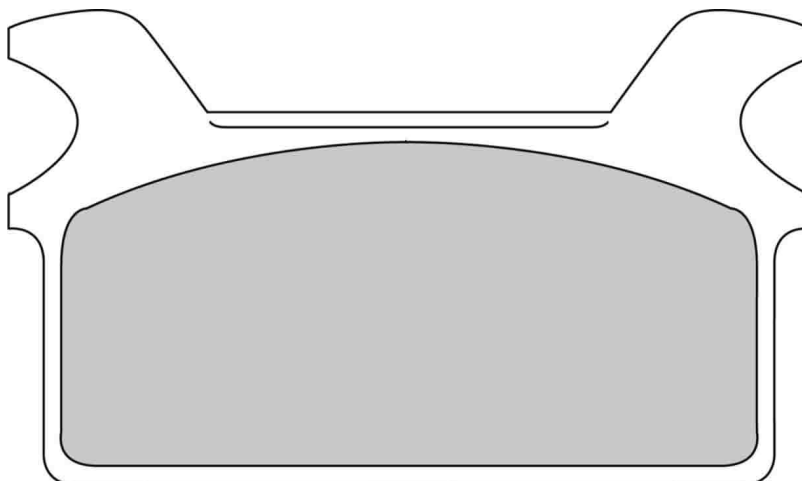
4053

FDB485

104.0 x 62.0 x 12.4 mm

MATERIAL AVAILABILITY

| P | PRP | AG | EF | SG | ST | SM | CP1 | XRAC |
|---|-----|----|----|----|----|----|-----|------|
| ✓ | ✓ | | | | | | | |



| | | CC | KW | FROM | TO | FRONT / REAR |
|--|---|---------------------------------|------|------|-----------|--------------|
| | M | FLHR Road King (all models) | 1340 | | 1994 1999 | R |
| | M | FLHS Electra Glide Sport | 1340 | | 1993 | R |
| | M | FLHT Electra Glide (all models) | 1340 | | 1986 1999 | R |
| | M | FLT Tour Glide (all models) | 1340 | | 1986 1999 | R |
| | M | FLTR Road Glide (all models) | 1340 | | 1998 1999 | R |

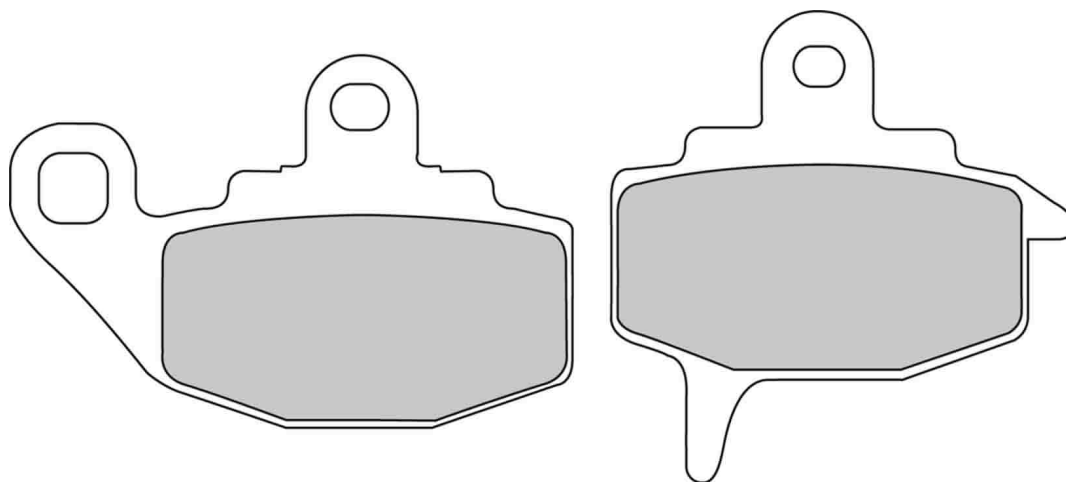
| | | CC | KW | FROM | TO | FRONT / REAR |
|--|---|---------------------|-----|------|------|--------------|
| | M | CB 100 N | 100 | | 1978 | F |
| | M | CB 125 T | 125 | | 1978 | F |
| | M | CB 125 J | 125 | | 1979 | F |
| | M | CB 125 T2 - TA - TB | 125 | | 1979 | F |

FDB494

73.0 x 49.0 x 6.6 mm / 61.0 x 63.0 x 8.9 mm

MATERIAL AVAILABILITY

| P | PRP | AG | EF | SG | ST | SM | CP1 | XRAC |
|---|-----|----|----|----|----|----|-----|------|
| ✓ | | | | | | | | |



| | | CC | KW | FROM | TO | FRONT / REAR |
|--|---|---------------------|-----|------|-----------|--------------|
| | M | KX 60 B9 | 60 | | 1993 2004 | F |
| | M | KX 125 E2 - D1 - E2 | 125 | | 1987 1988 | F |
| | M | KX 250 E1 - F1 | 250 | | 1987 1988 | F |

| | | CC | KW | FROM | TO | FRONT / REAR |
|--|---|-----------|-----|------|-----------|--------------|
| | M | KX 500 C1 | 500 | | 1987 1988 | F |
| | M | KLR 650 | 650 | | 1987 1994 | F |

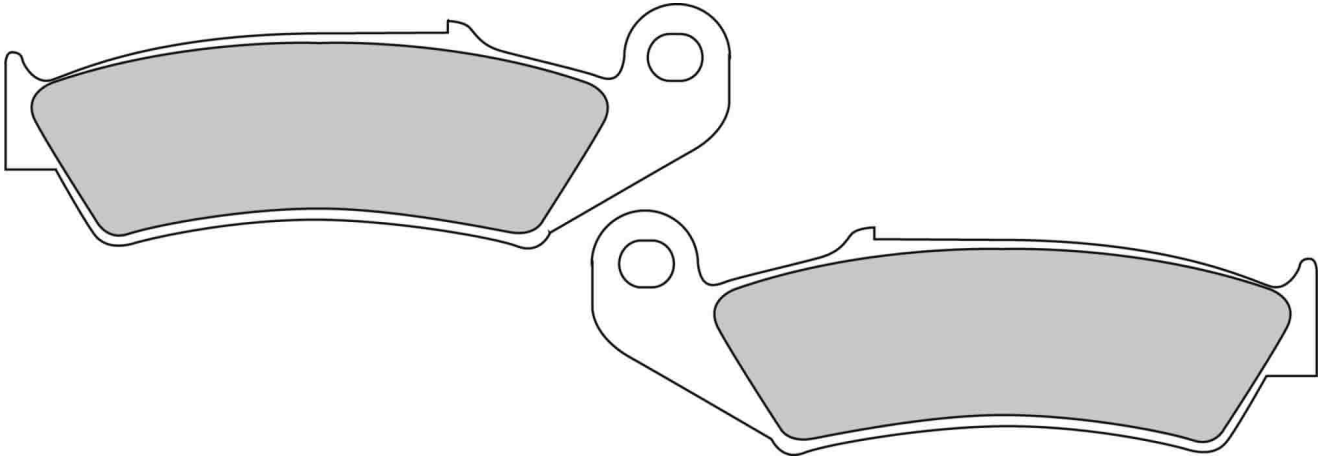
For CROSS REFERENCES see pages 7000

FDB495

94.5 x 32.1 x 7.1 mm



MATERIAL AVAILABILITY

| P | PRP | AG | EF | SG | ST | SM | CP1 | XRAC |
|---|-----|----|----|----|----|----|-----|------|
| ✓ | | | | ✓ | | | | |



ALSO AVAILABLE

| SHAPE | TH. MM | NOTES |
|--------|--------|-------|
| FDB496 | 10.5 | |

|  | | | | | |  | | | | | | | | | |
|--|---|-----------------------|-----|------|------|--|---|------------------|----|--------------------|------|----|---------------|------|---|
| | | CC | KW | FROM | TO | FRONT REAR | | | CC | KW | FROM | TO | FRONT REAR | | |
| HONDA | M | CRM 75 | 75 | | 1990 | 1994 | F | | M | XL 250 | 250 | | 1991 | F | |
| | M | CRM 75 R | 75 | | 1990 | 1994 | F | | M | XLR 250 R BAJA | 250 | | 1988 | 1990 | F |
| | M | CR 125 RH - J - K - L | 125 | | 1987 | 1994 | F | | M | XR 250 R | 250 | | 1988 | 1993 | F |
| | M | CRM 125 | 125 | | 1990 | 1999 | F | | M | CR 500 R | 500 | | 1987 | 1992 | F |
| | M | NX 125 TRANSCITY | 125 | | 1989 | 1997 | F | | M | XR 600 R | 600 | | 1988 | 1990 | F |
| | M | AX 1 250 | 250 | | 1988 | | F | | M | XR 600 R | 600 | | 1991 | 1993 | F |
| | M | CR 250 R | 250 | | 1987 | 1994 | F | | M | XR 650 L | 650 | | 1993 | 1995 | F |
| | M | CRM 250 R | 250 | | 1989 | 1990 | F | HONDA 3 WHEELERS | A | ATC 350 X | 350 | | 1986 | 2000 | F |
| | M | NX 250 | 250 | | 1988 | 1990 | F | HONDA ATV | A | TRX 250 R Fourtrax | 250 | | 1986 | 1989 | F |
| | M | NX 250 DOMINATOR | 250 | | 1988 | 1990 | F | HONDA-HM ITALIA | M | CRE 260 | 260 | | 1990 | | F |
| | M | XL 250 | 250 | | 1990 | 1990 | F | | | | | | | | |

For CROSS REFERENCES see pages 7000

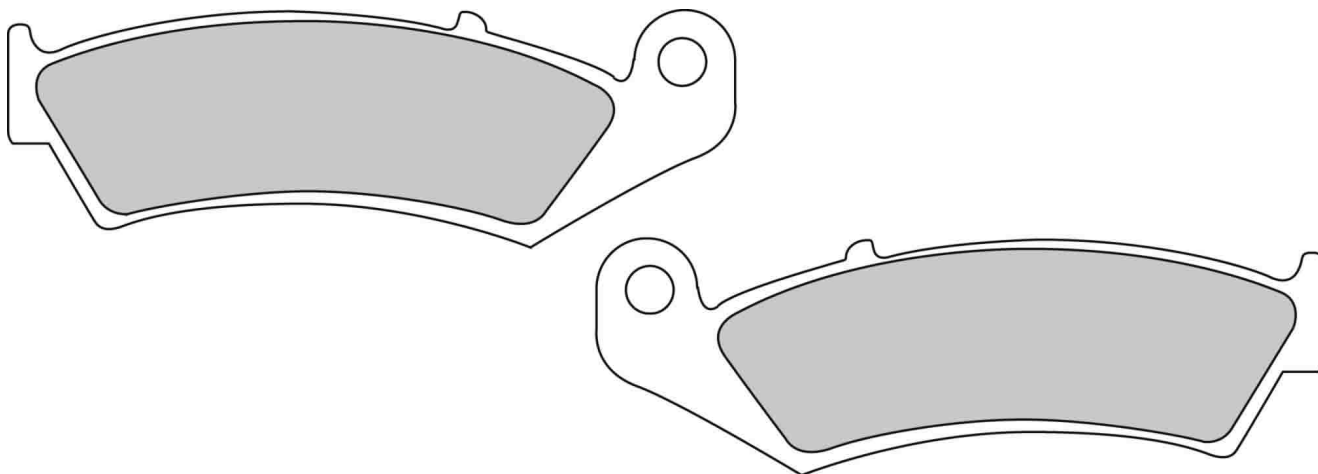
M = MOTORCYCLE
S = SCOOTER
A = ATV
Sn = SNOWMOBILE

FDB496

94.5 x 32.1 x 10.6 mm



MATERIAL AVAILABILITY

| P | PRP | AG | EF | SG | ST | SM | CP1 | XRAC |
|---|-----|----|----|----|----|----|-----|------|
| ✓ | | | | | | | | |



ALSO AVAILABLE

| SHAPE | TH. MM | NOTES |
|--------|--------|-------|
| FDB495 | 7.0 | |

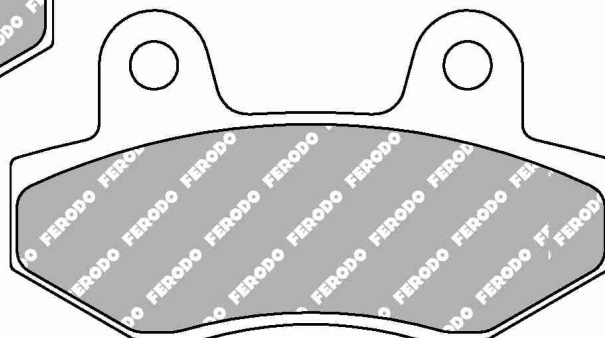
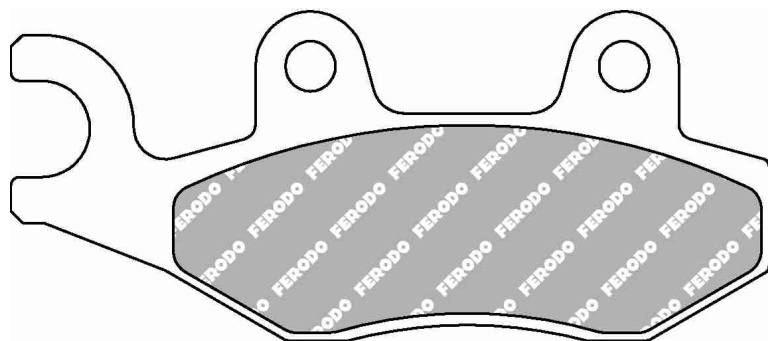
|  | | | | | |  | | | | | | | | | |
|--|---|-------------------|-----|------|------|--|---|----------|----|---------------------------|------|----|---------------|------|---|
| | | CC | KW | FROM | TO | FRONT REAR | | | CC | KW | FROM | TO | FRONT REAR | | |
| HONDA | M | NSR 250 R SP | 250 | | 1994 | 1996 | R | | M | NR 750 | 750 | | 1992 | R | |
| | M | NSR 250 R SE | 250 | | 1994 | 1996 | R | | M | RVF 750 RR (RC 45) | 750 | | 1994 | R | |
| | M | RVF 400 | 400 | | 1994 | | R | | M | VFR 750 R (RC-30) | 750 | | 1988 | 1993 | R |
| | M | VTR 400 R (NC 30) | 400 | | 1989 | 1991 | R | KAWASAKI | M | ZXR 750 R STINGER / NINJA | 750 | | 1991 | 1992 | R |

FDB497


96.8 x 42.2 x 7.6 mm / 76.5 x 42.2 x 7.6 mm

June 2017: AG superseded by EF

| MATERIAL AVAILABILITY | | | | | | | | |
|-----------------------|-----|----|----|----|----|----|-----|------|
| P | PRP | AG | EF | SG | ST | SM | CP1 | XRAC |
| ✓ | | ✗ | ✓ | ✓ | ✓ | ✓ | | |




| ALSO AVAILABLE | | |
|----------------|--------|-------------|
| SHAPE | TH. MM | NOTES |
| FDB631 | | Coupled set |

| FRONT / RÉAR | | | | | | | FRONT / RÉAR | | | | | | |
|---|---|--------------------------|-----|------|------|------|--------------|----|----|------|----|--|--|
| | | CC | KW | FROM | TO | | | CC | KW | FROM | TO | | |
|  | AKT | M AK 125 EVO | 125 | | | F | | | | | | | |
| | | M TTR 125 | 125 | | | F | | | | | | | |
| | | M AK 150 EVO | 150 | | | F | | | | | | | |
| | | M RTX 150 | 150 | | | F | | | | | | | |
| | | M TTR 150 | 150 | | | F | | | | | | | |
| | | M XM | 180 | | | F | | | | | | | |
| | M XM | 200 | | | F | | | | | | | | |
| APRILIA | M SX 50 Ltd. | 50 | | 2014 | | F | | | | | | | |
| ATK (USA) | M all models 1994-95 | | | 1994 | 1995 | F | | | | | | | |
| | M all models 1994-95 | | | 1994 | 1995 | R | | | | | | | |
| BENELLI | S Caffè Nero 125 | 125 | | 2011 | | F | | | | | | | |
| | S Caffè Nero 125 | 125 | | 2011 | | R | | | | | | | |
| | M Hobby 125 (4T) | 125 | | 2013 | 2013 | R | | | | | | | |
| | M Hobby 125 (4T) | 125 | | 2013 | 2013 | F | | | | | | | |
| | S Macis 125 | 125 | | 2010 | | F | | | | | | | |
| | S Macis 125 | 125 | | 2010 | | R | | | | | | | |
| | S X 125 | 125 | | 2012 | 2014 | R | | | | | | | |
| | S X 125 | 125 | | 2012 | 2014 | F | | | | | | | |
| | S Caffè Nero 150 | 150 | | 2011 | 2012 | F | | | | | | | |
| | S Caffè Nero 150 | 150 | | 2011 | 2012 | R | | | | | | | |
| CAGIVA | M WR 125 | 125 | | 1993 | | F | | | | | | | |
| | M CANYON 500 | 500 | | 1995 | | F | | | | | | | |
| | S CF 125 T-22 Glory | 125 | | 2010 | 2011 | F | | | | | | | |
| | S CF 125 T-21A E-Charm | 125 | | 2010 | 2012 | F | | | | | | | |
| CFMOTO | S CF 150 T-6A Glory | 150 | | 2010 | 2011 | F | | | | | | | |
| | S CF 150 T-5i E-Charm | 150 | | 2010 | 2012 | F | | | | | | | |
| | A CF 500-5 (Rancher 500 UTV) | 500 | | 2010 | 2012 | F | | | | | | | |
| | A CF 500 (Terracross) | 500 | | 2011 | 2012 | F | | | | | | | |
| | A CF 500 UU-A UForce - side by side | 500 | | 2015 | 2015 | F | | | | | | | |
| | A CF 600 ZForce / ZForce EX - side by side | 600 | | 2013 | 2015 | F | | | | | | | |
| | A CF 625-3 (Z6 Terracross) | 625 | | 2011 | 2012 | F | | | | | | | |
| | A CF 800 UU-A UForce - side by side | 800 | | 2013 | 2015 | F | | | | | | | |
| | A CF 800 EX ZForce - side by side | 800 | | 2015 | | F | | | | | | | |
| | DERBI | M RUNNER 50 2T Blacksoul | 50 | | 2011 | | F | | | | | | |
|  | | M SENDA DRD Racing 50 | 50 | | 2011 | | F | | | | | | |
| | | M FUOCO 500 ie | 500 | | 2011 | | F | | | | | | |
| | HONDA | M CA 125 REBEL | 125 | | 1995 | 1997 | F | | | | | | |
| | | M CB 125 | 125 | 7,8 | 2017 | | F | | | | | | |
| | | M NSR 150 | 150 | | 2001 | 2003 | R | | | | | | |
| | | M CMX 250 C REBEL | 250 | | 1996 | 2000 | F | | | | | | |
| | HONDA-HM ITALIA | M CRE 50 Baja | 50 | | 2011 | | F | | | | | | |
| | | M CRM 50 Derapage | 50 | | 2011 | | F | | | | | | |
| | | M CRE Baja HM 125 4T | 125 | | 2011 | | F | | | | | | |
| | | M CRM 125 4T Derapage HM | 125 | | 2011 | | F | | | | | | |
| | HUSQVARNA | M 125 ALL MODELS 1992 | 125 | | 1992 | 1992 | F | | | | | | |
| | | M 125 ALL MODELS 1993 | 125 | | 1993 | 1993 | F | | | | | | |
| | | M 250 ALL MODELS 1992 | 250 | | 1992 | 1992 | F | | | | | | |
| | | M 250 ALL MODELS 1993 | 250 | | 1993 | 1993 | F | | | | | | |
| | | M TC 610 CROSS | 610 | | 1991 | | F | | | | | | |
| | M TE 610 | 610 | | 1991 | | F | | | | | | | |
| HYOSUNG | M MS3 125 | 125 | | 2006 | | F | | | | | | | |
| | M MS3 250 | 250 | | 2006 | | F | | | | | | | |
| KAWASAKI | M KLX 125 D (D-Tracker) | 125 | | 2010 | | F | | | | | | | |
| | M KLX 125 C | 125 | | 2010 | | F | | | | | | | |
| | M KX 125 | 125 | | 1989 | 1994 | F | | | | | | | |
| | M KDX 200 SR | 200 | | 1990 | 1993 | F | | | | | | | |
| | M KDX 250 SR-D | 250 | | 1991 | 1993 | F | | | | | | | |
| | M KLX 250 S | 250 | 16 | 2009 | | F | | | | | | | |
| | M KX 250 | 250 | | 1989 | 1994 | F | | | | | | | |
| | M KR 500 ES | 500 | | 1993 | | F | | | | | | | |
| | M KX 500 | 500 | | 1989 | 1994 | F | | | | | | | |
| | M KLR 650 | 650 | | 2008 | | F | | | | | | | |
| KAWASAKI ATV | A KLF 300 BAYOU 4x4 C Series (left) | 300 | | 1989 | 2004 | F | | | | | | | |
| | A KLF 400 BAYOU 4x4 B Series (left) | 400 | | 1993 | 1999 | F | | | | | | | |
| | A KVF 650 Brute Force 4X4i All models (Left) | 650 | | 2007 | 2008 | F | | | | | | | |
| | A KRF 750 Teryx 4x4 All mod.(Left)-side by side | 750 | | 2008 | | F | | | | | | | |
| | A KVF 750 BRUTE FORCE All Models (left) | 750 | | 2005 | 2010 | F | | | | | | | |
| KEEWAY | S Partner 110 | 110 | | 2006 | 2007 | F | | | | | | | |
| | S Cityblade 125 | 125 | | 2013 | | F | | | | | | | |
| | S 125 Logik | 125 | | 2013 | | F | | | | | | | |
| | S 125 Logik | 125 | | 2013 | | R | | | | | | | |

For CROSS REFERENCES see pages 7000

M = MOTORCYCLE
S = SCOOTER
A = ATV
Sn = SNOWMOBILE

| | | CC | KW | FROM | TO | FRONT / REAR | | CC | KW | FROM | TO | FRONT / REAR |
|--|--|-----|----|------|------|--------------|----------------------|--|-----|------|------|--------------|
|  | S Outlook 125/150 | 125 | | 2007 | 2010 | F | | S Geopolis 400 Premium (Nissin Caliper/ Non ABS) | 400 | 2007 | 2012 | R |
| | S Outlook 125/150 | 125 | | 2007 | 2010 | R | | S Satelis 400 Premium (Nissin Calipers) | 400 | 2008 | 2013 | R |
| | M Superlight 125 | 125 | | 2007 | | F | | S Satelis 400 RS (Nissin Calipers) | 400 | 2008 | 2013 | R |
| | S Cityblade 150 | 150 | | 2013 | | F | | S Satelis 400 Urban (Nissin Calipers) | 400 | 2008 | 2012 | R |
| | S 150 Logik | 150 | | 2013 | | F | | S Geopolis 500 | 500 | 2008 | 2011 | R |
| | S 150 Logik | 150 | | 2013 | | R | | S Satelis 500 | 500 | 2007 | 2012 | R |
| | M Superlight 150 | 150 | | 2007 | 2012 | F | | S Satelis 500 RS (Nissin Calipers) | 500 | 2008 | 2012 | R |
| | M 250 Blackster | 250 | | 2014 | | F | PIAGGIO | S VESPA 946 Special - 125 (4T/3V) | 125 | 2013 | | F |
| | M Cruiser 250i | 250 | | 2009 | | F | QUADZILLA | A RS 6 4WD Left | 600 | 2010 | 2011 | F |
| | S 350i Index | 350 | | 2013 | | F | ROYAL ENFIELD | M Thunderbird | 350 | 2012 | | F |
| KSR MOTO BY GENERIC | S Inox 125 (4T) | 125 | | 2012 | | F | | M BulletElectra X (All disc models/Dual Seat) | 500 | 2005 | 2014 | F |
| | S Zion 125/150 (Rear Drum Model) | 125 | | 2008 | 2010 | F | | M Bullet500 (Efi / Dual Seat) | 500 | 2009 | 2014 | F |
| | S Zion 125/150 (Rear Disc Model) | 125 | | 2011 | 2012 | F | | M BulletClassic 500 (Efi / Single Seat) | 500 | 2009 | 2014 | F |
| KYMCO | S AGILITY 50 (KG10SA) | 50 | | 2005 | 2008 | F | | M BulletClassic Chrome 500 (Efi / Single Seat) | 500 | 2009 | 2014 | F |
| | S AGILITY 50 R10 (4T) | 50 | | 2006 | | F | | M BulletBattle Green 500 (Efi / Single Seat) | 500 | 2009 | 2014 | F |
| | S AGILITY 50 R12 (4T) | 50 | | 2006 | | F | | M BulletDesert Storm 500 (Efi / Single Seat) | 500 | 2012 | 2014 | F |
| | S AGILITY RS Naked 50 2T | 50 | | 2010 | | F | | M Clubman500 EFI | 500 | 2009 | 2012 | F |
| | M FILLY LX 50 | 50 | | 2000 | | F | | M Electra500 EFI | 500 | 2009 | 2014 | F |
| | S LIKE LX 50 2T/4T | 50 | | 2010 | | F | | M Fury500 (Efi) | 500 | 2011 | 2012 | F |
| | S NEWSIENTO 50i (4T) | 50 | | 2017 | | F | | M Trials500 EFI | 500 | 2009 | 2012 | F |
| | S VITALITY 50 (2T & 4T) | 50 | | 2004 | 2009 | F | | M Woodsman500 EFI | 500 | 2009 | 2012 | F |
| | M YUP 50 | 50 | | 2001 | 2006 | F | SINNIS | S QM 50 10A (B) Hawk | 50 | 2008 | 2010 | F |
| | M COBRA 100 RACER | 100 | | 1999 | 2003 | F | | S QM 50 T-10R Eagle 50 | 50 | 2010 | 2012 | F |
| | S AGILITY 125 | 125 | | 2006 | 2008 | F | | M QM 125- 2 D Stealth 125 | 125 | 2008 | 2010 | F |
| | S AGILITY 125 R12 (4T) | 125 | | 2006 | | F | | M QM 125 GY Apache 125 (Rear drum model) | 125 | 2009 | 2010 | F |
| | S AGILITY RS 125 R12 (4T) | 125 | | 2010 | | F | | M QM 125 GY-2B (A) Apache 125 (Rear disc model) | 125 | 2009 | 2010 | F |
| | S AGILITY RS 125 R12 (4T) Naked + | 125 | | 2010 | | F | | M QM 125 GY-2B Blade 125 | 125 | 2009 | 2010 | F |
| | S Capture 125 | 125 | | 2010 | | F | SUZUKI | M RM 125 H | 125 | 1987 | | F |
| | S LIKE LX 125 4T | 125 | | 2010 | | F | | M RM 125 J | 125 | 1988 | | F |
| | S MOVIE 125 | 125 | | 1998 | 2000 | F | | M RM 125 K - L - M | 125 | 1989 | 1995 | F |
| | S PEOPLE S 125 4T (4V) | 125 | | 2017 | | F | | M TS 125 | 125 | 1990 | 1996 | F |
| | M STRYKER 125 | 125 | | 2001 | 2006 | F | | M TS 200 R | 200 | 1990 | 1994 | F |
| | M VIVIO 125 | 125 | | 2000 | 2003 | F | | M AN 250 Skywave Type M (BA-CJ45A) | 250 | 2007 | 2008 | F |
| | M STRYKER 150 (Off-Road) | 150 | | 2000 | 2006 | F | | M AN 250 Skywave Type S (BA-CJ44A) | 250 | 2007 | 2008 | F |
| | S Vivio 150 | 150 | | 2000 | 2003 | F | | M AN 250 8 Skywave SS | 250 | 2008 | | F |
| | S LIKE LX 200 i | 200 | | 2010 | | F | | M DJEBEL 250 | 250 | 1993 | | F |
| | M PEOPLE 250 S | 250 | | 2006 | 2008 | F | | M DR 250 S | 250 | 1990 | 2000 | F |
| | S PEOPLE S300i | 300 | | 2008 | 2010 | F | | M RM 250 | 250 | 1991 | 1992 | F |
| MALAGUTI | M BLOG 125 | 125 | | 2008 | | F | | M RM 250 H | 250 | 1987 | 1988 | F |
| | M CENTRO 125 ie/SL | 125 | | 2007 | 2011 | F | | M RM 250 K - L - M | 250 | 1989 | 1994 | F |
| | M BLOG 160 | 160 | | 2008 | | F | | M RM 250 R-S | 250 | 1993 | 1995 | F |
| | M CENTRO 160 ie | 160 | | 2008 | | F | | M RMX 250 RP | 250 | 1989 | 1995 | F |
| PEUGEOT | S e - Satelis | | | 2011 | | F | | M DR 350 | 350 | 1990 | 2001 | F |
| | S e - Satelis | | | 2011 | | R | | M DR 350 S-SH-SE | 350 | 1993 | 1997 | F |
| | S e - Vivacity (Electric) | | | 2011 | 2012 | F | | M AN 400 BURGMAN/SKYWAVE ABS | 400 | 2007 | | F |
| | S DJANGO 50 2T (HERITAGE) | 50 | | 2015 | | F | | M AN 400 BURGMAN/SKYWAVE NO ABS | 400 | 2007 | | F |
| | S DJANGO 50 4T (HERITAGE) | 50 | | 2015 | | F | | S BURGMAN 400 ABS | 400 | 2017 | | F |
| | S City Star 125 (AC/Carb) | 125 | | 2011 | | F | | M RM 500 | 500 | 1987 | | F |
| | S City Star 125 i (LC) | 125 | | 2013 | | F | SUZUKI ATV | A LT-F 300 KING QUAD (left) | 300 | 2002 | | F |
| | S City Star 125 Blue Line (AC/Carb) | 125 | | 2015 | | F | | A LT-R 450 K/Z (left) | 450 | 2006 | | F |
| | S DJANGO 125 (HERITAGE) | 125 | | 2014 | | F | | A LT-A 500 F QUADMASTER (left) | 500 | 2000 | 2001 | F |
| | S Geo RS 125 (Nissin Calipers) | 125 | | 2007 | 2012 | F | | A LT-F 500 FW/FX/F1 QUADRUNNER (left) | 500 | 1998 | 2002 | F |
| | S Geo RS 125 (Nissin Calipers) | 125 | | 2007 | 2012 | R | | A LT-A 700 KING QUAD (left) | 700 | 2008 | | F |
| | S Geopolis 125 Premium (Nissin Caliper/Non ABS) | 125 | | 2007 | 2012 | F | SYM | S RS 150 | 150 | 2006 | | R |
| | S Geopolis 125 Premium (Nissin Caliper/Non ABS) | 125 | | 2007 | 2012 | R | TRIUMPH | M BONNEVILLE 800 / T100 | 100 | 2001 | | R |
| | S Satelis 125 Avenue (Nissin Calipers) | 125 | | 2008 | 2009 | F | | M SPEED FOUR 600 | 600 | 2002 | | R |
| | S Satelis 125 Avenue (Nissin Calipers) | 125 | | 2008 | 2009 | R | | M TRIDENT 750 | 750 | 1992 | 1998 | F |
| | S SATELIS 125 RS (4T) | 125 | | 2013 | | F | | M AMERICA 865 | 865 | 2007 | | R |
| | S Vivacity 125 (4T) | 125 | | 2010 | 2012 | F | | M AMERICA 865 (12 Spoke Cast wheel) | 865 | 2010 | | R |
| | S Vivacity Sixties 125 (4T) | 125 | | 2011 | 2012 | F | | M AMERICA LT 865 | 865 | 2014 | | R |
| | S City Star 151 (AC/Carb) | 150 | | 2011 | | F | | M BONNEVILLE T100 865 | 865 | 2005 | | R |
| | S DJANGO 150 (HERITAGE) | 150 | | 2014 | | F | | M BONNEVILLE California Street Racer 865 | 865 | 2008 | | R |
| | S City Star 200 i | 200 | | 2012 | | F | | M BONNEVILLE T100 BLACK | 865 | 2012 | | R |
| | S Geo 250 (Nissin Caliper) | 250 | | 2007 | 2011 | F | | M BONNEVILLE T100 SE | 865 | 2012 | | R |
| | S Geo 250 (Nissin Caliper) | 250 | | 2007 | 2011 | R | | M BONNEVILLE Newchurch | 865 | 2015 | | R |
| | S Geopolis 250 Premium (Nissin caliper/ Non ABS) | 250 | | 2007 | 2011 | F | | M BONNEVILLE Spirit | 865 | 2015 | | R |
| | S Geopolis 250 Premium (Nissin caliper/ Non ABS) | 250 | | 2007 | 2011 | R | | M BONNEVILLE T214 | 865 | 2015 | | R |
| | S Satelis 250 Premium (Nissin Calipers) | 250 | | 2007 | 2012 | F | | M SCRAMBLER 865 | 865 | 2006 | | R |
| | S Satelis 250 Premium (Nissin Calipers) | 250 | | 2007 | 2012 | R | | M SPEEDMASTER 865 | 865 | 2004 | | R |
| | S Satelis 250 RS (Nissin Calipers) | 250 | | 2007 | 2012 | F | | M SPEEDMASTER | 865 | 2010 | | R |
| | S Satelis 250 RS (Nissin Calipers) | 250 | | 2007 | 2012 | R | | M DAYTONA SPRINT 900 | 900 | 1993 | | F |
| | S Geopolis 300 RS (Nissin Calipers) | 300 | | 2010 | 2013 | F | | M SCRAMBLER 900 | 900 | 2010 | | R |
| | S Geopolis 300 RS (Nissin Calipers) | 300 | | 2010 | 2013 | R | | M STREET CUP | 900 | 2017 | | R |
| | S Geopolis 300 (Nissin Calipers/Non ABS) | 300 | | 2010 | 2013 | F | | M STREET SCRAMBLER | 900 | 2017 | | R |
| | S Geopolis 300 (Nissin Calipers/Non ABS) | 300 | | 2010 | 2013 | R | | M STREET TWIN (DP01) | 900 | 40 | 2016 | R |
| | S Geopolis 300 Style (Nissin Calipers) | 300 | | 2010 | 2013 | F | | M THRUXTON 900 | 900 | 2004 | 2007 | R |
| | S Geopolis 300 Style (Nissin Calipers) | 300 | | 2010 | 2013 | R | | M THRUXTON 900 | 900 | 2008 | | R |
| | S Geo RS 400 (Nissin Calipers) | 400 | | 2008 | 2012 | F | | M THRUXTON 900 (Front Brembo caliper) | 900 | 2008 | | R |
| | S Geo RS 400 (Nissin Calipers) | 400 | | 2008 | 2012 | R | | M THRUXTON 900 ACE | 900 | 2015 | | R |
| | S Geopolis 400 Premium (Nissin Caliper/ Non ABS) | 400 | | 2007 | 2012 | F | | M TIGER 900 | 900 | 1993 | 1998 | F |

For CROSS REFERENCES see pages 7000

| | | CC | KW | FROM | TO | FRONT / REAR |
|--|---|--------------------------------------|------|------|------|--------------|
| | M | TRIDENT 900 SPRINTER | 900 | 1993 | 1998 | F |
| | M | TROPHY 900 | 900 | 1993 | 1995 | F |
| | M | DAYTONA 955i | 955 | 1997 | 2000 | R |
| | M | SPEED TRIPLE 955 | 955 | 2002 | | R |
| | M | SPRINT RS 955 double sided swing arm | 955 | 2003 | 2004 | R |
| | M | SPRINT RS 955 single sided swing arm | 955 | 2003 | 2004 | R |
| | M | SPRINT ST 955 | 955 | 1999 | 2004 | R |
| | M | SPEEDMASTER | 1000 | 2012 | | R |
| | M | SPEED TRIPLE 1050 | 1050 | 2004 | 2007 | R |
| | M | SPEED TRIPLE 1050 | 1050 | 2007 | 2012 | R |
| | M | SPEED TRIPLE R 1050 | 1050 | 2012 | | R |
| | M | SPEED TRIPLE R | 1050 | 2016 | | R |
| | M | SPEED TRIPLE S | 1050 | 2016 | | R |
| | M | SPRINT GT 1050 | 1050 | 2011 | | R |
| | M | SPRINT ST 1050 / ABS | 1050 | 2004 | | R |
| | M | BONNEVILLE T120 (DU01) | 1200 | 59 | 2016 | R |
| | M | BONNEVILLE T120 BLACK (DU01) | 1200 | 59 | 2016 | R |
| | M | THRUXTON | 1200 | 2016 | | R |
| | M | THRUXTON R | 1200 | 2016 | | R |
| | M | TROPHY 1200 | 1200 | 1993 | 1995 | F |
| | M | TIGER EXPLORER 1200 | 1215 | 2012 | | R |
| | M | TIGER EXPLORER XC 1200 | 1215 | 2013 | | R |
| | M | TIGER EXPLORER Xc | 1215 | 2016 | | R |
| | M | TIGER EXPLORER Xca | 1215 | 2016 | | R |
| | M | TIGER EXPLORER Xcx | 1215 | 2016 | | R |
| | M | TIGER EXPLORER XR | 1215 | 2016 | | R |
| | M | TIGER EXPLORER XRt | 1215 | 2016 | | R |
| | M | TIGER EXPLORER XRx | 1215 | 2016 | | R |

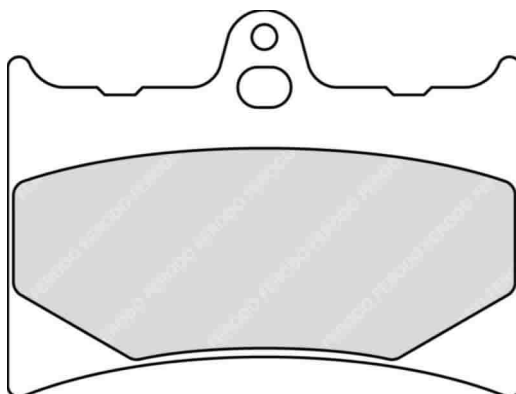
| | | CC | KW | FROM | TO | FRONT / REAR | |
|--|---|--------------------------------------|------|------|------|--------------|---|
| | M | TROPHY SE | 1215 | | 2012 | R | |
| | M | FZR 50 | 50 | | 1992 | F | |
| | M | WR 125 | 125 | | 1990 | F | |
| | M | WR 125 | 125 | | 1991 | 1992 | F |
| | M | YBR 125 ED (5HHB/F/H) | 125 | | 2006 | 2008 | F |
| | M | YZ 125 | 125 | | 1989 | | F |
| | M | YZ 125 all models | 125 | | 1990 | 1997 | F |
| | M | DT 200 WR | 200 | | 1991 | | F |
| | M | WR 200 B | 200 | | 1991 | 1994 | F |
| | M | TT 250 R | 250 | | 1993 | 1999 | F |
| | M | TT-R 250 | 250 | | 2000 | | F |
| | M | WR 250 (Z 2T) | 250 | | 1991 | 1997 | F |
| | M | YZ 250 | 250 | | 1989 | | F |
| | M | YZ 250 | 250 | | 1990 | 1997 | F |
| | M | YZ 250 | 250 | | 1995 | 1997 | F |
| | M | YZ 250 A - B | 250 | | 1990 | 1992 | F |
| | M | YZ 360 | 360 | | 1989 | | F |
| | M | WR 500 B | 500 | | 1991 | 1992 | F |
| | M | WR 500 ZD - ZE | 500 | | 1992 | 1993 | F |
| | M | XTZ 750 SUPER TENERE | 750 | | 1989 | | F |
| | M | YAMAHA ATV | | | | | |
| | A | YFZ 450 (left) | 450 | | 2004 | 2005 | F |
| | A | YFZ 450 (left) - All models | 450 | | 2006 | | F |
| | A | YXR 450 RHINO (left) - side by side | 450 | | 2004 | 2009 | F |
| | A | YXR 660 RHINO (left) - side by side | 660 | | 2004 | 2007 | F |
| | A | YFM 700 RAPTOR (left) - All Models | 700 | | 2006 | | F |
| | A | YXR 700 RHINO (right) - side by side | 700 | | 2008 | | F |
| | A | YXR 700 RHINO (right) - side by side | 700 | | 2008 | | R |

FDB498

67.6 x 50.9 x 7.1 mm

MATERIAL AVAILABILITY

| P | PRP | AG | EF | SG | ST | SM | CP1 | XRAC |
|---|-----|----|----|----|----|----|-----|------|
| ✓ | | | | | ✓ | | | ✓ |





| | | CC | KW | FROM | TO | FRONT / REAR |
|--|---|---------------------------|-----|------|------|--------------|
| | M | MC 125 | 125 | 1988 | | F |
| | M | GR 250 ENDURO | 250 | 1988 | | F |
| | M | MC 250 | 250 | 1988 | | F |
| | M | GR 300 ENDURO | 300 | 1989 | | R |
| | M | AF1 125 REPLICIA | 125 | 1989 | 1991 | F |
| | M | AF1 125 SINTESI | 125 | 1989 | 1991 | F |
| | M | AF1 125 FUTURA | 125 | 1990 | 1991 | F |
| | M | AF1 125 EUROPA | 125 | 1990 | 1991 | F |
| | M | AF1 FUTURA SPORT PRO 125 | 125 | 1993 | 2003 | F |
| | M | RS 125 EXTREMA - REPLICIA | 125 | 1993 | 1997 | F |
| | M | RS 125 | 125 | 2000 | 2003 | F |
| | M | RS 125 | 125 | 2004 | 2006 | F |
| | M | TUONO 125 2T | 125 | 2003 | 2004 | F |
| | M | AF1 250 REPLICIA | 250 | 1990 | | F |
| | M | all models 1988 | | 1988 | | F |
| | M | all models 1989-93 | | 1989 | 1993 | F |
| | M | DEVIL 50 | 50 | 1992 | | F |
| | M | SPRING 50 | 50 | 1992 | | F |
| | M | DEVIL 80 | 80 | 1995 | | F |

| | | CC | KW | FROM | TO | FRONT / REAR | |
|--|---|------------------------|-----|------|------|--------------|---|
| | M | 125 JARNO | 125 | | 1989 | F | |
| | M | CRONO 125 | 125 | | 1991 | F | |
| | M | CX 125 | 125 | | 1991 | F | |
| | M | GFR 125 | 125 | | 1993 | F | |
| | M | MX 1 125 | 125 | | 1988 | F | |
| | M | MX R 125 | 125 | | 1990 | F | |
| | M | SP 01 125 | 125 | | 1989 | F | |
| | M | SP 02 125 | 125 | | 1990 | F | |
| | M | CHRONO 50 SCOOTER | 50 | | 1994 | F | |
| | M | GS 125 XC ENDURO SPORT | 125 | | 1986 | 1987 | F |
| | M | GS 125 XC ENDURO SPORT | 125 | | 1986 | 1987 | R |
| | M | MX 125 VC CROSS | 125 | | 1986 | 1987 | F |
| | M | MX 125 VC CROSS | 125 | | 1986 | 1987 | R |
| | M | GS 250 XC ENDURO SPORT | 250 | | 1986 | 1987 | F |
| | M | GS 250 XC ENDURO SPORT | 250 | | 1986 | 1987 | R |
| | M | MX 250 VC CROSS | 250 | | 1986 | 1987 | F |
| | M | MX 250 VC CROSS | 250 | | 1986 | 1987 | R |
| | M | GS 300 XC ENDURO SPORT | 300 | | 1986 | 1987 | F |
| | M | GS 300 XC ENDURO SPORT | 300 | | 1986 | 1987 | R |

For CROSS REFERENCES see pages 7000

M = MOTORCYCLE
S = SCOOTER
A = ATV
Sn = SNOWMOBILE

| | | CC | KW | FROM | TO | FRONT / REAR |
|--|-------------------------|-----|----|------|------|--------------|
|  | M MX 500 CROSS | 500 | | 1986 | 1987 | F |
| | M MX 500 CROSS | 500 | | 1986 | 1987 | R |
| | M GXE 550 | 550 | | 1986 | 1987 | F |
| | M GXE 550 | 550 | | 1986 | 1987 | R |
| | M MX 550 LC4 | 550 | | 1987 | | F |
| | M MX 550 LC4 | 550 | | 1987 | | R |
| | M ENDURO 600 all models | 600 | | 1986 | 1987 | F |

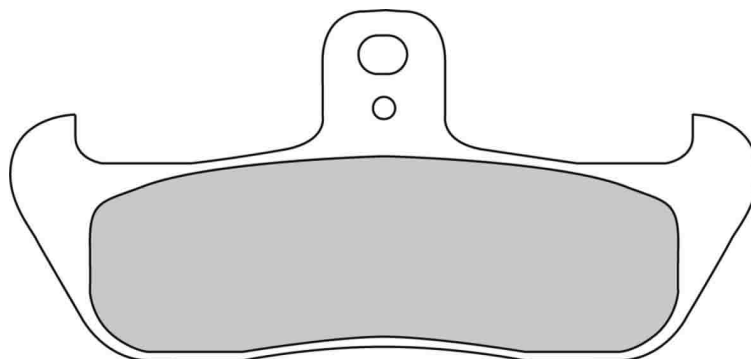
| | | CC | KW | FROM | TO | FRONT / REAR |
|--|---|------|----|------|------|--------------|
|  | M ENDURO 600 all models | 600 | | 1986 | 1987 | R |
| MOTO GUZZI | M QUOTA 1000 | 1000 | | 1993 | 1995 | F |
| MZ | M SKORPION CUP / SPORT / TOUR / TRAVELLER | 660 | | 1995 | | F |
| SACHS | M XTC 125 SUPERSPORT | 125 | | 2000 | | F |
| | M ROADSTER 650 | 650 | | 2001 | | F |
| | M ROADSTER 800 | 800 | | 2001 | | F |

FDB499

100.0 x 47.0 x 8.5 mm

MATERIAL AVAILABILITY

| P | PRP | AG | EF | SG | ST | SM | CP1 | XRAC |
|---|-----|----|----|----|----|----|-----|------|
| ✓ | | | | | | | | |



| | | CC | KW | FROM | TO | FRONT / REAR |
|---|------------------------|--------------------------------|-----|------|------|--------------|
|  | ALFER | M AR 250 | 250 | 1992 | 1992 | F |
| | | M GR 300 ENDURO | 300 | 1989 | | F |
| | APRILIA | M AF1 125 | 125 | 1987 | | F |
| | | M TUAREG 350 WIND | 350 | 1989 | | F |
| | CAGIVA | M WMX 50 | 50 | 1989 | | F |
| | | M N 90 ENDURO | 90 | 1990 | | F |
| | | M CRUISER 125 | 125 | 1987 | | F |
| | | M FRECCIA 125 | 125 | 1987 | | F |
| | | M FRECCIA 125 C9 | 125 | 1988 | | F |
| | | M WMX 125 CROSS | 125 | 1987 | | F |
| | | M WMX 250 CROSS | 250 | 1987 | | F |
| | | M ELEFANT 750 BIFARO | 750 | 1990 | | F |
| | GILERA | M APACHE 125 | 125 | 1991 | | F |
| | | M RC 125 TOP RALLY | 125 | 1989 | | F |
| | | M RC 600 | 600 | 1989 | 1990 | F |
| | | M RC 600 TOP RALLY | 600 | 1990 | | F |
| | HONDA-HM ITALIA | M CRE 50 (up to frame nr.1000) | 50 | | | F |
| | HUSABERG | M MC 350 | 350 | 1991 | 1993 | F |
| | | M MC 350 | 350 | 1994 | | F |
| | | M 500 all models | 500 | 1991 | 1992 | F |
| | | M 501 ENDURO | 500 | 1992 | 1993 | F |
| | | M 600 ENDURO | 600 | 1992 | 1993 | F |
| | HUSQVARNA | M CR 125 CROSS | 125 | 1991 | 1995 | F |
| | | M WR 125 | 125 | 1987 | 1990 | F |
| | | M WR 125 | 125 | 1991 | 1997 | F |
| | | M WRE 125 | 125 | 1988 | | F |
| | | M WRE 125 | 125 | 1989 | 1994 | F |
| | | M CR 240 | 240 | 1987 | | F |
| | | M WR 240 | 240 | 1987 | 1990 | F |
| | | M WR 240 | 240 | 1991 | | F |
| | | M WRK 240 | 240 | 1988 | | F |
| | | M CR 250 CROSS | 250 | 1991 | 1995 | F |
| | | M WR 250 | 250 | 1987 | 1989 | F |
| | | M WR 250 | 250 | 1990 | 1991 | F |
| | | M WR 250 | 250 | 1992 | 1994 | F |

| | | CC | KW | FROM | TO | FRONT / REAR |
|---|--------------------|-----------------------------|-----|------|------|--------------|
|  | | M XC 250 | 250 | 1987 | | F |
| | | M WR 260 | 260 | 1991 | | F |
| | | M WRK 260 | 260 | 1988 | | F |
| | | M TE 350 | 350 | 1990 | 1995 | F |
| | | M WR 400 | 400 | 1987 | | F |
| | | M AE 430 | 430 | 1988 | | F |
| | | M AUTO 430 | 430 | 1987 | | F |
| | | M CR 430 | 430 | 1987 | | F |
| | | M WR AE 430 | 430 | 1987 | | F |
| | | M XC 430 | 430 | 1987 | | F |
| | | M XC 500 | 500 | 1987 | | F |
| | | M TC 510 | 510 | 1988 | | F |
| | | M TE - AC - LC 510 | 510 | 1987 | | F |
| | | M TE 510 | 510 | 1988 | 1990 | F |
| | | M WRK 600 | 600 | 1989 | | F |
| | KRAM IT | M ER 125 RV 3 | 125 | 1988 | | F |
| | | M ER 250 RV 3 | 250 | | | F |
| | | M ER 300 RV 3 | 300 | 1988 | | F |
| | LAVERDA | M CR 600 CRUISER | 600 | 1987 | | F |
| | MOTO MORINI | M EXCALIBUR 501 | 50 | 1989 | | F |
| | | M NEW YORK 501 | 50 | 1989 | | F |
| | | M COGAURO 350 | 350 | 1990 | | F |
| | | M DART 350 | 350 | 1988 | 1989 | F |
| | | M EXCALIBUR RLX 350 | 350 | 1990 | | F |
| | | M NEW YORK 350 | 350 | 1989 | | F |
| | TM | M all models 80 | 80 | 1990 | 1993 | F |
| | | M GS 80 | 80 | 1986 | 1989 | F |
| | | M MC 80 | 80 | 1986 | 1989 | F |
| | | M GS 125 | 125 | 1986 | 1989 | F |
| | | M GS / MC 125 | 125 | 1990 | 1993 | F |
| | | M MC 125 | 125 | 1986 | 1989 | F |
| | YAMAHA | M DT 80 LC (Espana) | 80 | 1989 | | F |
| | | M DT 125 CHESTERFIELD SCOUT | 125 | 1989 | | F |
| | | M TDR 125 (Italia) | 125 | 1990 | 1991 | F |
| | | M TDR 125 | 125 | 1992 | | F |

For CROSS REFERENCES see pages 7000

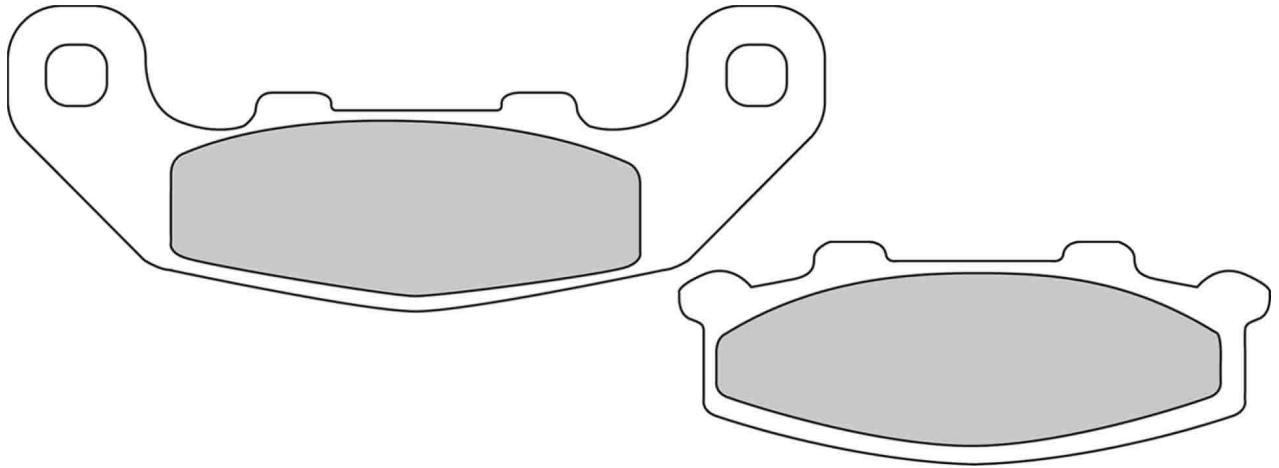
4060

FDB508

106.0 x 39.0 x 8.3 mm / 76.0 x 27.0 x 9.7 mm

MATERIAL AVAILABILITY

| P | PRP | AG | EF | SG | ST | SM | CP1 | XRAC |
|---|-----|----|----|----|----|----|-----|------|
| ✓ | | | | | | | | |



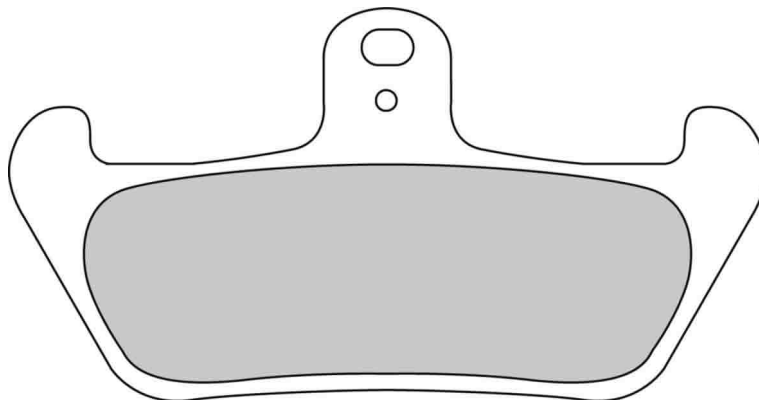
| | | CC | KW | FROM | TO | FRONT / REAR | | | CC | KW | FROM | TO | FRONT / REAR | | |
|----------|----------------------|------------------|-----|------|------|--------------|---|------------|------|---------------|------|------|--------------|------|---|
| KAWASAKI | M | GPX 250 R NINJA | 250 | | 1987 | 1995 | R | SUZUKI | M | ZX 4 400 | 400 | | 1988 | F | |
| | M | KR-1 250 | 250 | | 1988 | | R | | M | ZX 4 400 | 400 | | 1988 | R | |
| | M | KR-1 250 | 250 | | 1989 | | F | | M | ZEPHYR 550 | 550 | | 1991 | R | |
| | M | KR-1 250 | 250 | | 1989 | | R | | S | ZR 550 ZEPHYR | 550 | | 1990 | 1992 | R |
| | M | KR-1 250 C1 - C3 | 250 | | 1990 | 1992 | R | | M | ZR 750 ZEPHYR | 750 | | 1991 | 1993 | R |
| | M | ZXR 250 | 250 | | 1989 | | F | | M | KR 1250 | 1250 | | 1989 | | F |
| | M | GPX 400 R | 400 | | 1987 | | F | | M | KR 1250 | 1250 | | 1989 | | R |
| | M | GPX 400 R | 400 | | 1988 | | F | | M | RGV 250 R | 250 | | 1990 | 1992 | R |
| | M | GPX 400 R | 400 | | 1988 | | R | | M | RGV 250 | 250 | | 1994 | 1996 | R |
| | M | GPZ 400 R | 400 | | 1990 | | F | | M | RGV 500 GAMMA | 500 | | 1990 | | R |
| M | XANTUS 400 | 400 | | 1992 | | F | M | GSX 1100 G | 1100 | | 1993 | 1996 | R | | |
| M | ZR 400 ZEPHYR (ZR-C) | 400 | | 1989 | 1992 | R | | | | | | | | | |

FDB529

100.0 x 52.0 x 7.8 mm



MATERIAL AVAILABILITY




| P | PRP | AG | EF | SG | ST | SM | CP1 | XRAC |
|---|-----|----|----|----|----|----|-----|------|
| ✓ | | | | | | | | |



For CROSS REFERENCES see pages 7000

M = MOTORCYCLE
S = SCOOTER
A = ATV
Sn = SNOWMOBILE

| | | CC | KW | FROM | TO | FRONT / REAR |
|---|--------------------------------|-----|----|------|------|--------------|
|  | M TUAREG 125 WIND | 125 | | 1990 | | F |
| | M TUAREG 350 WIND | 350 | | 1990 | | F |
| | M TUAREG 600 WIND | 600 | 34 | 1988 | 1990 | F |
| | M TUAREG 600 WIND PARIS-DAKAR | 600 | 34 | 1989 | 1989 | F |
|  | M SUPERCITY 50 | 50 | | 1993 | | F |
| | M SUPERCITY 80 | 80 | | 1994 | | F |
| | M FRECCIA 125 C10 R | 125 | | 1988 | | F |
| | M FRECCIA 125 C10 | 125 | | 1988 | | F |
| | M FRECCIA 125 C10 ANNIVERSARIO | 125 | | 1989 | | F |
| | M FRECCIA 125 C12 R | 125 | | 1989 | 1990 | F |
| | M FRECCIA 125 C12 R | 125 | | 1991 | | F |
| | M K7 125 ENDURO | 125 | | 1991 | | F |
| | M MITO 125 | 125 | | 1991 | 1992 | F |
| | M N 125 | 125 | | 1991 | | F |

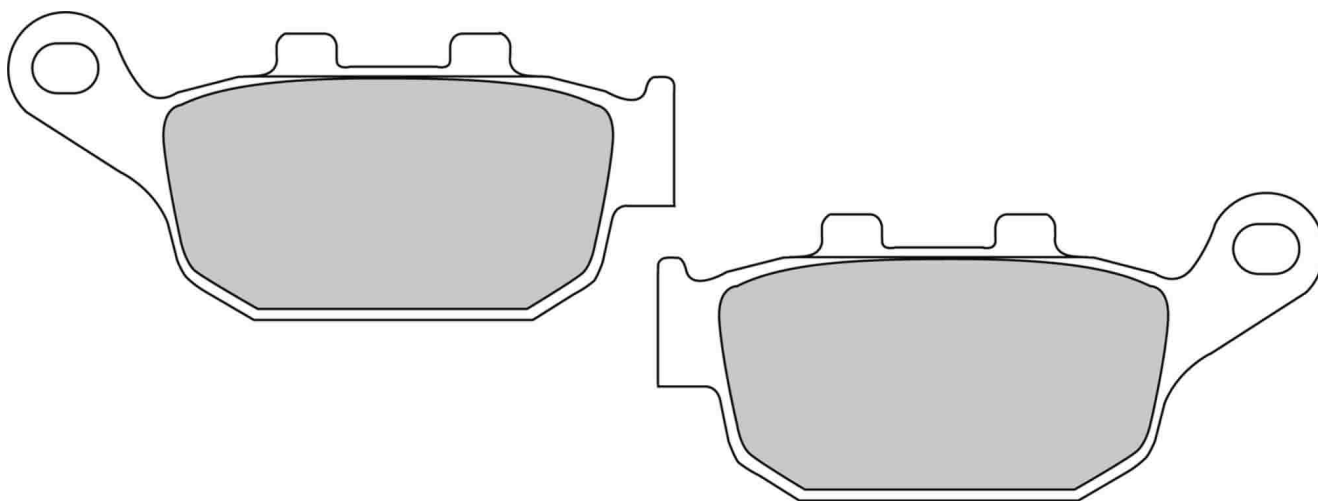
| | | CC | KW | FROM | TO | FRONT / REAR |
|---|---------------------|-----|----|------|------|--------------|
|  | M SUPERCITY 125 | 125 | | 1994 | | F |
| | M TAMANACO 125 | 125 | | 1989 | | F |
| | M W8 125 PRO ACTION | 125 | | 1992 | 1995 | F |
| | M W8 125 PRO ACTION | 125 | | 1996 | | F |
| | M W 12 350 | 350 | | 1992 | | F |
| | M W 16 650 | 650 | | 1993 | | F |
| | M ELEFANT 750 | 750 | | 1988 | 1989 | R |
| | M RC 600 | 600 | | 1991 | | F |
| | M RC 600 NORD WEST | 600 | | 1991 | | F |
| | M RC 600 R | 600 | | 1991 | | F |
|  | M COGUARO 501 | 50 | | 1989 | | F |
| | M DART 350 | 350 | | 1990 | | F |
| | M DART 400 | 400 | | 1990 | | F |
|  | M WOLF 250 | 250 | | 1990 | | F |

FDB531

86.0 x 40.0 x 10.6 mm


MATERIAL AVAILABILITY


| P | PRP | AG | EF | SG | ST | SM | CP1 | XRAC |
|---|-----|----|----|----|----|----|-----|------|
| ✓ | | | ✓ | | ✓ | | | |



ALSO AVAILABLE

| SHAPE | TH. MM | NOTES |
|---------|--------|-------|
| FDB2258 | 8.9 | |

| | | CC | KW | FROM | TO | FRONT / REAR |
|---|--------------------------|------|------|------|------|--------------|
|  | M Blast 500 | 500 | | 2000 | 2007 | R |
| | M Firebolt XB9R | 984 | | 2002 | 2007 | R |
| | M XB9S Lightning | 984 | | 2003 | 2004 | R |
| | M XB9SX Lightning CityX | 984 | | 2005 | 2009 | R |
| | M XB9 SX Lightning | 984 | | 2008 | 2010 | R |
| | M M2 Cyclone | 1200 | | 1998 | 2002 | R |
| | M M2 Cyclone | 1200 | | 2000 | 2005 | R |
| | M XB12 R Firebolt | 1200 | | 2004 | 2008 | R |
| | M XB12 R Firebolt | 1200 | | 2009 | 2010 | R |
| | M XB12 STT Lightning | 1200 | | | 2008 | R |
| | M XB12 S Lightning | 1200 | | 2004 | 2008 | R |
| | M XB12 SCG Lightning | 1200 | | 2006 | 2009 | R |
| | M XB12 Ss Lightning Long | 1200 | | 2006 | 2008 | R |
| | M XB12 S Lightning | 1200 | | 2009 | 2010 | R |
| | M XB12 SCG Lightning | 1200 | | 2009 | 2010 | R |
| | M XB12 Ss Lightning Long | 1200 | | 2009 | 2010 | R |
| M XB12 X Ulysses | 1200 | | 2006 | 2010 | R | |
| M XB12 XT Ulysses | 1200 | | 2008 | 2010 | R | |

| | | CC | KW | FROM | TO | FRONT / REAR |
|---|--|-----|----|------|------|--------------|
|  | S FES 150 PANTHEON | 150 | | 2003 | 2006 | R |
| | M CB 250 F/HORNET | 250 | | 1996 | 2001 | R |
| | M CBR 250 R HURRICANE | 250 | | 1986 | 1988 | R |
| | M CBR 250 R - RR | 250 | | 1990 | 1994 | R |
| | S FE 250 FORESIGHT | 250 | | 1999 | | R |
| | M JADE 250 | 250 | | 1991 | | R |
| | M NSR 250 R | 250 | | 1988 | 1993 | R |
| | M NSR 250 R SP | 250 | | 1988 | 1993 | R |
| | M RS 250 R | 250 | | 1991 | | R |
| | M VT 250 SPADA | 250 | | 1988 | | R |
| | M VTR 250 (MC33) | 250 | | 1998 | 2009 | R |
| | M CB 400 SUPER FOUR | 400 | | 1992 | | R |
| | M CB 400 SUPER FOUR S | 400 | | 1997 | 1998 | R |
| | M CB-1 400 F | 400 | | 1989 | | R |
| | M CB 400 FK (CB-1) | 400 | | 1990 | | R |
| | M CBR 400 RRJ/RRK (NC23) Tri-Arm (102/109) | 400 | | 1987 | 1989 | R |
| | M CBR 400 RRL/RRN/RRR (NC29) Gull Arm | 400 | | 1990 | 1994 | R |
| | M NTV 400 BROS | 400 | | 1988 | | R |

For CROSS REFERENCES see pages 7000

4062

| | | CC | KW | FROM | TO | FRONT / REAR |
|--|---|-----------------------------------|-----|------|------|--------------|
| | M | TRANSALP 400 | 400 | | 1992 | R |
| | M | VFR 400 R | 400 | | 1987 | 1989 R |
| | M | CB 500 F (PC45) | 500 | 35 | 2013 | R |
| | M | CB 500 R | 500 | | 2013 | R |
| | M | CB 500 X (PC46) | 500 | 35 | 2013 | R |
| | M | CBR 500 R | 500 | | 2013 | R |
| | M | CBR 500 R | 500 | | 2016 | R |
| | M | NX 500 DOMINATOR | 500 | | 1988 | 1996 R |
| | M | NTV 600 BROSS | 600 | | 1988 | 1992 R |
| | M | NTV 600 REVERE - HAWK | 600 | | 1990 | 1992 R |
| | M | XL 600 V TRANSALP | 600 | | 1991 | 1993 R |
| | M | XL 600 V TRANSALP | 600 | | 1994 | 1996 R |
| | M | XL 600 V TRANSALP | 600 | | 1997 | 1999 R |
| | M | FMX 650 | 650 | | 2007 | R |
| | M | NT 650 HAWK GT | 650 | | 1988 | 1990 R |
| | M | NT 650 V DEAUVILLE | 650 | | 1998 | 2001 R |
| | M | NTV 650 REVERE | 650 | | 1988 | 1993 R |
| | M | NTV 650 BROS - I | 650 | | 1990 | 1993 R |
| | M | NTV 650 | 650 | | 1994 | 1997 R |
| | M | NX 650 DOMINATOR | 650 | | 1988 | 1992 R |
| | M | NX 650 DOMINATOR | 650 | | 1993 | 1994 R |
| | M | NX 650 DOMINATOR | 650 | | 1995 | 1997 R |
| | M | XL 650 V TRANSALP | 650 | | 2000 | R |
| | M | XRV 650 AFRICA TWIN (RD03) | 650 | 37 | 1988 | 1990 R |
| | M | XL 700 V TRANSALP (No ABS Front) | 680 | 44 | 2007 | R |
| | M | NC 700 S,X (man.gearbox - No ABS) | 700 | | 2012 | R |
| | M | XRV 750 AFRICA TWIN (RD04) | 750 | 37 | 1990 | 1993 R |

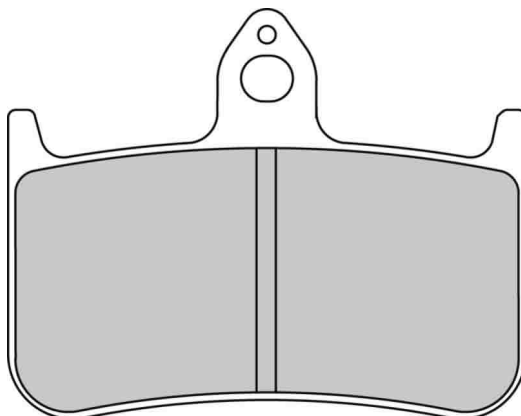
| | | CC | KW | FROM | TO | FRONT / REAR |
|--|---------|--|------|------|------|--------------|
| | M | XRV 750 AFRICA TWIN (RD04) | 750 | 43 | 1990 | 1993 R |
| | M | XRV 750 AFRICA TWIN (RD07) | 750 | 37 | 1994 | 2003 R |
| | M | XRV 750 AFRICA TWIN (RD07) | 750 | 44 | 1994 | 2003 R |
| | M | SV 250 | 250 | | 2001 | R |
| | PEUGEOT | | | | | |
| | M | QM 125- 2 D Stealth 125 | 125 | | 2008 | 2010 R |
| | SINNIS | | | | | |
| | M | TT 600 | 600 | | 2000 | 2003 R |
| | TRIUMPH | | | | | |
| | M | DAYTONA 675 | 675 | | 2009 | 2012 R |
| | M | DAYTONA 675 R | 675 | | 2011 | 2012 R |
| | M | DAYTONA 675 / Special Edition / Triple | 675 | | 2006 | 2008 R |
| | M | STREET TRIPLE 675 | 675 | | 2007 | 2012 R |
| | M | STREET TRIPLE 675 R | 675 | | 2009 | 2012 R |
| | M | BONNEVILLE 800 (USA version) | 800 | | 2001 | R |
| | M | TIGER 800 | 800 | 70 | 2011 | 2014 R |
| | M | TIGER 800 XC (A08) | 800 | 70 | 2011 | 2014 R |
| | M | TIGER 800 XC (A082) | 800 | 70 | 2015 | R |
| | M | TIGER 800 XCx (A082) | 800 | 70 | 2015 | R |
| | M | TIGER 800 XR (A082) | 800 | 70 | 2015 | R |
| | M | TIGER 800 XRx (A082) | 800 | | 2015 | R |
| | M | TIGER 800 Xca | 800 | | 2015 | R |
| | M | TIGER 800 XRT | 800 | | 2017 | R |
| | M | DAYTONA 955i | 955 | | 2001 | 2004 R |
| | M | TIGER XC | 1050 | | 2011 | R |
| | YAMAHA | | | | | |
| | S | X-Max 250 Momodesign (SG22) | 250 | 15 | 2015 | R |
| | M | FZ6R 600 | 600 | | 2009 | R |
| | M | XJ6-F Diversion 600 (Non ABS&ABS models) | 600 | | 2010 | 2013 R |
| | M | XJ6-N Diversion 600 (Non ABS&ABS models) | 600 | | 2009 | 2013 R |
| | M | XJ6-S Diversion 600 (Non ABS&ABS models) | 600 | | 2009 | 2013 R |

FDB533

68.1 x 53.8 x 8.7 mm

MATERIAL AVAILABILITY

| P | PRP | AG | EF | SG | ST | SM | CP1 | XRAC |
|---|-----|----|----|----|----|----|-----|------|
| ✓ | | | | | ✓ | | ✓ | ✓ |



Pinze / Calipers

Honda

Honda 4 Piston, Nissin

| | | CC | KW | FROM | TO | FRONT / REAR |
|-------|---|-------------------|-----|------|------|--------------|
| HONDA | M | CB 250 F/HORNET | 250 | | 1996 | 2001 F |
| | M | CBR 250 R - RR | 250 | | 1990 | 1994 F |
| | M | NSR 250 R | 250 | | 1988 | 1993 F |
| | M | NSR 250 R SP | 250 | | 1988 | 1993 F |
| | M | RS 250 R | 250 | | 1991 | F |
| | M | NTV 400 BROS | 400 | | 1988 | F |
| | M | VTR 400 R (NC 30) | 400 | | 1989 | 1991 F |
| | M | NTV 600 BROSS | 600 | | 1988 | 1992 F |
| | M | NTV 650 BROS - I | 650 | | 1990 | 1993 F |

| | | CC | KW | FROM | TO | FRONT / REAR |
|--|---|-----------------------------------|------|------|------|--------------|
| | M | NR 750 | 750 | | 1992 | F |
| | M | VFR 750 R (RC-30) | 750 | | 1988 | 1993 F |
| | M | CB 900 HORNET | 900 | | 2002 | F |
| | M | CBR 900 RR-FIREBLADE (SC28) | 900 | | 1992 | 1995 F |
| | M | CB 1000 SF | 1000 | | 1993 | 1997 F |
| | M | CBR 1000 BIG ONE | 1000 | | 1993 | 1997 F |
| | M | VTR 1000 FV FIRESTORM - SUPERHAWK | 1000 | | 1997 | 2000 F |
| | M | CB 1300 X4 | 1300 | | 1997 | 2000 F |

For CROSS REFERENCES see pages 7000

M = MOTORCYCLE
S = SCOOTER
A = ATV
Sn = SNOWMOBILE

FERODO
MOTORCYCLE PADS
Updated on 17th Oct 2017

4063